


# FRANKLIN COUNTY, ILLINOIS

---

## GENERAL PURPOSE FINANCIAL STATEMENTS

For the Year Ended November 30, 2017



**FRANKLIN COUNTY, ILLINOIS**

Table of Contents  
November 30, 2017

	<u>Page</u>
Independent Auditor's Report.....	1 - 2
Independent Auditor's Report on Internal Control Over Financial Reporting and on Compliance and Other Matters Based on an Audit of Financial Statements Performed in Accordance with <i>Government Auditing Standards</i> .....	3 - 4

**BASIC FINANCIAL STATEMENTS**

*Government-Wide Financial Statements*

Statement of Net Position.....	5
Statement of Activities.....	6

*Fund Financial Statements*

Governmental Funds

Balance Sheet.....	7
Reconciliation of Fund Balances of Governmental Funds to the Governmental Activities in the Statement of Net Position.....	8
Statement of Revenues, Expenditures, and Changes in Fund Balances.....	9
Reconciliation of the Governmental Funds, Statements of Revenues, Expenditures and Changes in Fund Balances to the Governmental Activities in the Statement of Activities.....	10

Fiduciary Funds

Statement of Fiduciary Net Position.....	11
Statement of Changes in Fiduciary Net Position.....	12

Notes to Basic Financial Statements.....	13 - 46
--	---------

**REQUIRED SUPPLEMENTARY INFORMATION**

Illinois Municipal Retirement Fund - Schedule of Funding Progress.....	47
IMRF - Multiyear Schedule of Changes in Net Pension Liability and Related Ratios.....	48 - 49
IMRF - Multiyear Schedule of Employer Contributions.....	50
Schedule of Revenues, Expenditures, and Changes in Fund Balance Original Budget, Final Budget, and Actual - General Fund.....	51 - 52

**FRANKLIN COUNTY, ILLINOIS**

Table of Contents - Continued

November 30, 2017

	<u>Page</u>
<b><u>REQUIRED SUPPLEMENTARY INFORMATION - Concluded</u></b>	
Schedule of Expenditures – Original Budget, Final Budget, and Actual - General Fund.....	53 - 59
Schedule of Revenues, Expenditures, and Changes in Fund Balance Original Budget, Final Budget, and Actual - Special County Bridge Fund.....	60
Schedule of Revenues, Expenditures, and Changes in Fund Balance Original Budget, Final Budget, and Actual - Motor Fuel Tax Fund.....	61
Schedule of Revenues, Expenditures, and Changes in Fund Balance Original Budget, Final Budget, and Actual - Federal Aid Matching Fund.....	62
Schedule of Revenues, Expenditures, and Changes in Fund Balance Original Budget, Final Budget, and Actual - Juvenile Detention Center Fund.....	63
Schedule of Revenues, Expenditures, and Changes in Fund Balance Original Budget, Final Budget, and Actual - Joint Bridge Fund.....	64
Schedule of Revenues, Expenditures, and Changes in Fund Balance Original Budget, Final Budget, and Actual - County Highway Fund.....	65
Notes to Required Supplementary Information.....	66 - 67

**OTHER SUPPLEMENTARY INFORMATION**

**Combining and Individual Fund Statements and Schedules**

*Non-Major Governmental Funds*

Combining Balance Sheet.....	68 - 75
------------------------------	---------

Combining Statement of Revenues, Expenditures, and Changes in Fund Balances.....	76 - 83
--	---------

*Fiduciary Funds*

Combining Statement of Fiduciary Net Position - Agency Funds.....	84 - 85
---	---------

Combining Statement of Fiduciary Net Position - Pension Trust Funds.....	86
--	----

Combining Statement of Changes in Fiduciary Net Position - Pension Trust Funds.....	87
---	----

Combining Statement of Fiduciary Net Position - Private Purpose Trust Funds.....	88
--	----

Combining Statement of Changes in Fiduciary Net Position - Private Purpose Trust Funds.....	89
---	----

**FRANKLIN COUNTY, ILLINOIS**

Table of Contents - Concluded

November 30, 2017

	<u>Page</u>
Listing of Individual Funds - Type and Primary Function - Major Funds.....	90
Listing of Individual Funds - Type and Primary Function - Nonmajor Special Revenue Funds.....	91 - 95
Listing of Individual Funds - Type and Primary Function - Fiduciary Funds.....	96 - 97
Schedule of Findings and Questioned Costs.....	98 - 99
Schedule of Prior Findings and Questioned Costs.....	100

# Emling & Hoffman, P.C.

CERTIFIED PUBLIC ACCOUNTANTS

Members: AICPA • IL CPA Society

105 EAST MAIN ST., P.O. BOX 269  
DU QUOIN, ILLINOIS 62832-0269  
(618) 542-4747 FAX (618) 542-6141  
www.EmlingCPA.com

1191 W. SAINT LOUIS ST., P.O. BOX 226  
NASHVILLE, ILLINOIS 62263-0226  
(618) 327-4375 FAX (618) 327-4376

## INDEPENDENT AUDITOR'S REPORT

Franklin County Board  
Franklin County Courthouse  
Benton, IL 62812

### **Report on the Financial Statements**

We have audited the accompanying financial statements of the governmental activities, each major fund, and the aggregate remaining fund information of Franklin County, Illinois as of and for the year ended November 30, 2017, and the related notes to the financial statements, which collectively comprise Franklin County, Illinois' basic financial statements as listed in the table of contents.

### ***Management's Responsibility for the Financial Statements***

Management is responsible for the preparation and fair presentation of these financial statements in accordance with accounting principles generally accepted in the United States of America; this includes the design, implementation, and maintenance of internal control relevant to the preparation and fair presentation of financial statements that are free from material misstatement, whether due to fraud or error.

### ***Auditor's Responsibility***

Our responsibility is to express opinions on these financial statements based on our audit. We conducted our audit in accordance with auditing standards generally accepted in the United States of America and the standards applicable to financial audits contained in *Government Auditing Standards*, issued by the Comptroller General of the United States. Those standards require that we plan and perform the audit to obtain reasonable assurance about whether the financial statements are free from material misstatement.

An audit involves performing procedures to obtain audit evidence about the amounts and disclosures in the financial statements. The procedures selected depend on the auditor's judgment, including the assessment of the risks of material misstatement of the financial statements, whether due to fraud or error. In making those risk assessments, the auditor considers internal control relevant to the entity's preparation and fair presentation of the financial statements in order to design audit procedures that are appropriate in the circumstances, but not for the purpose of expressing an opinion on the effectiveness of the entity's internal control. Accordingly, we express no such opinion. An audit also includes evaluating the appropriateness of accounting policies used and the reasonableness of significant accounting estimates made by management, as well as evaluating the overall presentation of the financial statements.

We believe that the audit evidence we have obtained is sufficient and appropriate to provide a basis for our audit opinions.

### ***Opinions***

In our opinion, the financial statements referred to above present fairly, in all material respects, the respective financial position of the governmental activities, each major fund, and the aggregate remaining fund information of Franklin County, Illinois, as of November 30, 2017, and the respective changes in financial position, and, where applicable, cash flows thereof for the year then ended in accordance with accounting principles generally accepted in the United States of America.

**Other Matters**

*Required Supplementary Information*

Accounting principles generally accepted in the United States of America require that the IMRF schedules of pages 47 -50, and the budgetary comparison information on pages 51 - 65 be presented to supplement the basic financial statements. Such information, although not a part of the basic financial statements, is required by the Governmental Accounting Standards Board, who considers it to be an essential part of financial reporting for placing the basic financial statements in an appropriate operational, economic, or historical context. We have applied certain limited procedures to the required supplementary information in accordance with auditing standards generally accepted in the United States of America, which consisted of inquiries of management about the methods of preparing the information and comparing the information for consistency with management's responses to our inquiries, the basic financial statements, and other knowledge we obtained during our audit of the basic financial statements. We do not express an opinion or provide any assurance on the information because the limited procedures do not provide us with sufficient evidence to express an opinion or provide any assurance.

Management has omitted the Management's Discussion and Analysis that accounting principles generally accepted in the United States of America require to be presented to supplement the basic financial statements. Such missing information, although not a part of the basic financial statements, is required by the Governmental Accounting Standards Board who considers it to be an essential part of the financial reporting for placing the basic financial statements in an appropriate operational, economic, or historical context. Our opinion on the basic financial statements is not affected by this missing information.


*Other Information*

Our audit was conducted for the purpose of forming opinions on the financial statements that collectively comprise Franklin County, Illinois' basic financial statements. The combining and individual fund statements and schedules, and the listing of individual funds, are presented for purposes of additional analysis and are not a required part of the basic financial statements.

The combining and individual fund statements and schedules and the listing of individual funds are the responsibility of management and were derived from and relate directly to the underlying accounting and other records used to prepare the basic financial statements. Such information has been subjected to the auditing procedures applied in the audit of the basic financial statements and certain additional procedures, including comparing and reconciling such information directly to the underlying accounting and other records used to prepare the basic financial statements or to the basic financial statements themselves, and other additional procedures in accordance with auditing standards generally accepted in the United States of America. In our opinion, the combining and individual fund statements and schedules and the listing of individual funds are fairly stated in all material respects in relation to the basic financial statements as a whole.

**Other Reporting Required by Government Auditing Standards**

In accordance with *Government Auditing Standards*, we have also issued our report dated May 31, 2018, on our consideration of Franklin County, Illinois' internal control over financial reporting and on our tests of its compliance with certain provisions of laws, regulations, contracts, and grant agreements and other matters. The purpose of that report is to describe the scope of our testing of internal control over financial reporting and compliance and the results of that testing, and not to provide an opinion on internal control over financial reporting or on compliance. That report is an integral part of an audit performed in accordance with *Government Auditing Standards* in considering Franklin County, Illinois' internal control over financial reporting and compliance.

  
Emling & Hoffman, P.C.

Du Quoin, Illinois  
May 31, 2018

# Emling & Hoffman, P.C.

CERTIFIED PUBLIC ACCOUNTANTS

Members: AICPA • IL CPA Society

105 EAST MAIN ST., P.O. BOX 269  
DU QUOIN, ILLINOIS 62832-0269  
(618) 542-4747 FAX (618) 542-6141  
www.EmlingCPA.com

1191 W. SAINT LOUIS ST., P.O. BOX 226  
NASHVILLE, ILLINOIS 62263-0226  
(618) 327-4375 FAX (618) 327-4376

## INDEPENDENT AUDITOR'S REPORT ON INTERNAL CONTROL OVER FINANCIAL REPORTING AND ON COMPLIANCE AND OTHER MATTERS BASED ON AN AUDIT OF FINANCIAL STATEMENTS PERFORMED IN ACCORDANCE WITH *GOVERNMENT AUDITING STANDARDS*

Franklin County Board  
Franklin County Courthouse  
Benton, IL 62812

We have audited, in accordance with the auditing standards generally accepted in the United States of America and the standards applicable to financial audits contained in *Government Auditing Standards* issued by the Comptroller General of the United States, the financial statements of the governmental activities, each major fund, and the aggregate remaining fund information of Franklin County, Illinois, as of and for the year ended November 30, 2017, and the related notes to the financial statements, which collectively comprise Franklin County, Illinois' basic financial statements and have issued our report thereon dated May 31, 2018.

### Internal Control over Financial Reporting

In planning and performing our audit of the financial statements, we considered Franklin County, Illinois' internal control over financial reporting (internal control) to determine the audit procedures that are appropriate in the circumstances for the purpose of expressing our opinions on the financial statements, but not for the purpose of expressing an opinion on the effectiveness of Franklin County, Illinois' internal control. Accordingly, we do not express an opinion on the effectiveness of Franklin County, Illinois' internal control.

A *deficiency in internal control* exists when the design or operation of a control does not allow management or employees, in the normal course of performing their assigned functions, to prevent, or detect and correct, misstatements on a timely basis. A *material weakness* is a deficiency, or a combination of deficiencies, in internal control such that there is a reasonable possibility that a material misstatement of the entity's financial statements will not be prevented, or detected and corrected on a timely basis. A *significant deficiency* is a deficiency, or a combination of deficiencies, in internal control that is less severe than a material weakness, yet important enough to merit attention by those charged with governance.

Our consideration of internal control was for the limited purpose described in the first paragraph of this section and was not designed to identify all deficiencies in internal control that might be material weaknesses or significant deficiencies and therefore, material weaknesses or significant deficiencies may exist that were not identified. Given these limitations, during our audit we did not identify any deficiencies in internal control that we consider to be material weaknesses. We did identify certain deficiencies in internal control, described in the accompanying schedule of findings and questioned costs that we consider to be significant deficiencies. [Finding 1:2017-1 and Finding 2:2017-2].

## **Compliance and Other Matters**

As part of obtaining reasonable assurance about whether Franklin County, Illinois' financial statements are free from material misstatement, we performed tests of its compliance with certain provisions of laws, regulations, contracts, and grant agreements, noncompliance with which could have a direct and material effect on the determination of financial statement amounts. However, providing an opinion on compliance with those provisions was not an objective of our audit, and accordingly, we do not express such an opinion. The results of our tests disclosed no instances of noncompliance or other matters that are required to be reported under *Government Auditing Standards*.


We noted certain matters that we reported to management of Franklin County Government in the attached schedule of findings.

## **Franklin County, Illinois' Response to Findings**

Franklin County, Illinois' response to the findings identified in our audit is described in the accompanying schedule of findings and questioned costs. Franklin County, Illinois' response was not subjected to the auditing procedures applied in the audit of the financial statements and, accordingly, we express no opinion on it.

## **Purpose of this Report**

The purpose of this report is solely to describe the scope of our testing of internal control and compliance and the results of that testing, and not to provide an opinion on the effectiveness of the entity's internal control or on compliance. This report is an integral part of an audit performed in accordance with *Government Auditing Standards* in considering the entity's internal control and compliance. Accordingly, this communication is not suitable for any other purpose.



Emling & Hoffman, P.C.

Du Quoin, Illinois  
May 31, 2018



## **BASIC FINANCIAL STATEMENTS**

## FRANKLIN COUNTY, ILLINOIS

## Statement of Net Position

November 30, 2017

	Primary Government	
	Governmental Activities	Total
<b>ASSETS</b>		
<b>Current Assets</b>		
Cash and Cash Equivalents	\$ -	\$ -
Inventory	5,088	5,088
Prepaid Expenses	97,087	97,087
Grant Receivable	2,294	2,294
Property Tax Receivable	244,099	244,099
Sales Tax Receivable	151,971	151,971
Income Tax Receivable	65,179	65,179
Salary Reimbursements Receivable	356,442	356,442
MFT Allotments Receivable	46,188	46,188
Other Receivables	366,231	366,231
Due From Other Funds	249,245	249,245
<b>Total Current Assets</b>	<b>1,583,824</b>	<b>1,583,824</b>
<b>Restricted Assets</b>		
Cash and Cash Equivalents	7,986,453	7,986,453
<b>Total Restricted Assets</b>	<b>7,986,453</b>	<b>7,986,453</b>
<b>Non-Current Assets</b>		
Capital Assets:		
Construction in Progress	60,700	60,700
Non-Depreciable	110,250	110,250
Depreciable (Net)	5,797,586	5,797,586
Net Pension Obligation-SLEP	33,734	33,734
<b>Total Non-Current Assets</b>	<b>6,002,270</b>	<b>6,002,270</b>
<b>TOTAL ASSETS</b>	<b>15,572,547</b>	<b>15,572,547</b>
<b>Deferred Outflows of Resources</b>		
	-	-
<b>LIABILITIES</b>		
<b>Current Liabilities</b>		
Cash Overdraft	716,216	716,216
Accounts Payable	221,526	221,526
Accrued Expenses	416,700	416,700
Interest Payable	3,834	3,834
Due to Others	15,100	15,100
Current Portion of Long-Term Debt		
Note Payable	78,590	78,590
Bonds Payable	160,000	160,000
<b>Total Current Liabilities</b>	<b>1,611,966</b>	<b>1,611,966</b>
<b>Non-Current Liabilities</b>		
Accrued Absences	1,497,494	1,497,494
Note Payable	496,273	496,273
Bonds Payable	2,025,000	2,025,000
Net Pension Obligation-Regular	991,149	991,149
<b>Total Non-Current Liabilities</b>	<b>5,009,916</b>	<b>5,009,916</b>
<b>TOTAL LIABILITIES</b>	<b>6,621,882</b>	<b>6,621,882</b>
<b>Deferred Inflows of Resources</b>		
Pension Contribution-Regular	121,549	121,549
Pension Contribution-SLEP	30,180	30,180
Pension Obligation-Regular	1,626,333	1,626,333
Pension Obligation-SLEP	883,145	883,145
<b>Total Deferred Inflows of Resources</b>	<b>2,661,207</b>	<b>2,661,207</b>
<b>NET POSITION</b>		
Net Investment in Capital Assets	3,208,673	3,208,673
Restricted:		
Pension Benefit	(3,618,622)	(3,618,622)
Purpose of Fund	7,397,735	7,397,735
Unrestricted	(698,328)	(698,328)
<b>TOTAL NET POSITION</b>	<b>\$ 6,289,458</b>	<b>\$ 6,289,458</b>

The accompanying notes to the basic financial statements are an integral part of this statement.

**FRANKLIN COUNTY, ILLINOIS**  
Statement of Activities  
November 30, 2017

Function/Programs Primary Government Governmental Activities	Program Revenues			Net (Expenses) Revenues and Changes in Net Position Primary Government Governmental Activities
	Expenses	Charges for Services	Operating Grants and Contributions	
General Government	\$ 6,947,139	\$ 2,517,128	\$ -	\$ (4,430,011)
Public Safety	5,232,410	664,068	96,690	(4,471,652)
Judiciary and Court Related	1,539,923	588,809	42,169	(908,945)
Public Welfare	57,532	-	-	(57,532)
Transportation	2,837,573	-	83,252	(2,754,321)
Pension Expense	1,250,513	-	-	(1,250,513)
Interest on Long-Term Debt	120,347	-	-	(120,347)
<b>Total Governmental Activities</b>	<b>17,985,437</b>	<b>3,770,005</b>	<b>222,111</b>	<b>(13,993,321)</b>
<b>Total Primary Government</b>	<b>\$ 17,985,437</b>	<b>\$ 3,770,005</b>	<b>\$ 222,111</b>	<b>\$ (13,993,321)</b>

General Revenues:	
Taxes:	
Property Taxes	\$ 3,137,596
Property Tax Penalties	198,545
Payments in Lieu of Taxes	361,545
Intergovernmental:	
Income Taxes	1,214,595
Replacement Tax	237,392
Retailers' Occupation Tax	908,482
Allotments	1,402,683
Other	1,890,454
Investment Earnings	24,752
Reimbursement of Expenditures	2,523,857
Miscellaneous	365,873
Transfers	926,033
<b>Total General Revenues and Transfers</b>	<b>13,191,807</b>
Change in Net Position	(801,514)
Net Position - Beginning of Year	6,085,421
Prior Period Adjustment - See Note W	1,005,551
Net Position - End of Year	\$ 6,289,458

The accompanying notes to the basic financial statements are an integral part of this statement.

**FRANKLIN COUNTY, ILLINOIS**  
Balance Sheet  
GOVERNMENTAL FUNDS  
November 30, 2017

	Major Funds							Non-Major Funds		Total Governmental Funds
	General Fund	Special County Bridge Fund	Motor Fuel Tax Fund	Federal Aid Matching Fund	Juvenile Detention Center Fund	Joint Bridge Fund	County Highway Fund	Other Governmental Funds	Governmental Funds	
<b>ASSETS</b>										
Cash and Cash Equivalents	\$ -	\$ -	\$ -	\$ -	\$ -	\$ -	\$ -	\$ -	\$ -	\$ -
Restricted Cash and Cash Equivalents	-	901,519	892,334	921,487	-	969,178	1,194,482	3,107,453	7,986,453	5,088
Inventory	-	-	-	-	4,921	-	-	92,166	97,087	2,294
Prepaid Expenses	-	-	-	-	-	-	-	71,302	244,099	151,971
Grant Receivable	-	-	-	11,659	-	12,637	41,878	-	65,179	356,442
Property Tax Receivable	106,623	-	-	-	-	-	-	-	46,188	366,231
Sales Tax Receivable	151,971	-	-	-	-	-	-	-	88,860	810,657
Income Tax Receivable	65,179	-	-	-	336,496	-	-	175,414	-	-
Salary Reimbursements Receivable	19,946	-	-	-	-	-	-	-	-	-
MFT Allotments Receivable	-	-	46,188	-	-	-	-	-	-	-
Other Receivables	190,817	-	-	-	-	-	-	-	-	-
Due from Other Funds	271,797	450,000	-	-	-	-	-	-	-	-
<b>TOTAL ASSETS</b>	<u>806,333</u>	<u>1,351,519</u>	<u>938,522</u>	<u>933,146</u>	<u>341,417</u>	<u>981,815</u>	<u>1,236,360</u>	<u>3,542,577</u>	<u>10,131,689</u>	<u>-</u>
<b>DEFERRED OUTFLOWS OF RESOURCES</b>	-	-	-	-	-	-	-	-	-	-
None										
<b>TOTAL ASSETS AND DEFERRED OUTFLOWS OF RESOURCES</b>	<u>\$ 806,333</u>	<u>\$ 1,351,519</u>	<u>\$ 938,522</u>	<u>\$ 933,146</u>	<u>\$ 341,417</u>	<u>\$ 981,815</u>	<u>\$ 1,236,360</u>	<u>\$ 3,542,577</u>	<u>\$ 10,131,689</u>	<u>\$ -</u>
<b>LIABILITIES</b>										
Cash Overdraft	\$ 586,220	\$ -	\$ -	\$ -	\$ 16,218	\$ -	\$ -	\$ 113,778	\$ 716,216	221,526
Accounts Payable	102,938	3,116	-	20,169	7,784	6,222	42,959	38,338	416,700	561,412
Accrued Expenses	350,403	-	-	-	50,748	-	-	15,549	75,969	15,100
Due to Other Funds	450,000	-	-	-	-	1,031	34,412	-	-	-
Due to Others	15,100	-	-	-	-	-	-	-	-	-
<b>TOTAL LIABILITIES</b>	<u>1,504,661</u>	<u>3,116</u>	<u>-</u>	<u>20,169</u>	<u>74,750</u>	<u>7,253</u>	<u>77,371</u>	<u>243,634</u>	<u>1,930,954</u>	<u>-</u>
<b>DEFERRED INFLOWS OF RESOURCES</b>										
Property Taxes	-	-	-	-	-	-	-	-	-	-
<b>FUND BALANCES</b>										
Nonspendable	-	-	-	-	4,921	-	-	97,254	102,175	1,747,926
Restricted	-	-	938,522	-	-	-	-	809,404	3,647,569	3,505,810
Committed	-	-	-	912,977	-	974,562	1,158,989	601,041	(802,745)	8,200,735
Assigned	-	1,348,403	-	-	261,746	-	-	1,895,661	-	-
Unassigned	(698,328)	-	-	-	-	-	-	(104,417)	-	-
<b>TOTAL FUND BALANCES</b>	<u>(698,328)</u>	<u>1,348,403</u>	<u>938,522</u>	<u>912,977</u>	<u>266,667</u>	<u>974,562</u>	<u>1,158,989</u>	<u>3,298,943</u>	<u>8,200,735</u>	<u>-</u>
<b>TOTAL LIABILITIES, DEFERRED OUTFLOWS OF RESOURCES AND FUND BALANCES</b>	<u>\$ 806,333</u>	<u>\$ 1,351,519</u>	<u>\$ 938,522</u>	<u>\$ 933,146</u>	<u>\$ 341,417</u>	<u>\$ 981,815</u>	<u>\$ 1,236,360</u>	<u>\$ 3,542,577</u>	<u>\$ 10,131,689</u>	<u>\$ -</u>

The accompanying notes to the basic financial statements are an integral part of this statement.

**FRANKLIN COUNTY, ILLINOIS**  
Reconciliation of Fund Balances of Governmental Funds  
to the Governmental Activities in the Statement of Net Position  
November 30, 2017

Fund Balances of Governmental Funds	\$ 8,200,735
Amounts reported for governmental activities in the statement of net position differ because:	
Capital assets used in governmental activities are not financial resources, and, therefore, are not reported in the funds.	5,968,536
Other long-term assets are not available to pay for the current period expenditures, and, therefore, are deferred in the funds.	33,734
Long-term liabilities, including bonds payable, are not due and payable in the current period, and, therefore, are not reported in the funds.	(5,252,340)
Deferred Inflows of Resources	(2,661,207)
Net Position of Governmental Activities	<u>\$ 6,289,458</u>

The accompanying notes to the basic financial statements are an integral part of this statement.

**FRANKLIN COUNTY, ILLINOIS**  
**Statement of Revenues, Expenditures, and Changes in Fund Balances**  
**GOVERNMENTAL FUNDS**  
For the Year Ended November 30, 2017

	Major Funds							Non-Major Funds		Total Governmental Funds
	General Fund	Special County Bridge Fund	Motor Fuel Tax Fund	Federal Aid Matching Fund	Juvenile Detention Center Fund	Joint Bridge Fund	County Highway Fund	Other Governmental Funds	Governmental Funds	
<b>REVENUES</b>										
Taxes	\$ 1,931,555	\$ -	\$ -	\$ 149,782	\$ -	\$ 162,348	\$ 537,992	\$ 916,009	\$ 3,697,686	
Intergovernmental	2,981,434	-	604,760	-	1,221,307	-	-	846,105	5,653,606	
Grant Income	-	-	-	-	-	-	-	222,111	222,111	
Fees for Services	1,763,543	-	-	-	-	-	1,449	2,006,462	3,770,005	
Interest Income	2,792	2,129	3,330	2,681	-	2,683	9,688	9,688	24,752	
Reimbursement of Expenditures	280,032	633,253	52,550	-	-	-	346,046	1,211,976	2,523,857	
Other	107,028	-	-	23,441	35,059	2,979	61,708	135,658	365,873	
<b>TOTAL REVENUES</b>	<b>7,066,384</b>	<b>635,382</b>	<b>660,640</b>	<b>175,904</b>	<b>1,256,366</b>	<b>168,010</b>	<b>947,195</b>	<b>5,348,009</b>	<b>16,257,890</b>	
<b>EXPENDITURES</b>										
<i>Current:</i>										
General Government	3,328,739	-	-	-	-	-	-	3,372,865	6,701,604	
Public Safety	3,392,881	-	-	-	1,129,389	-	-	673,862	5,196,132	
Public Welfare	-	-	-	-	-	-	-	57,226	57,226	
Judiciary and Court Related	1,101,902	-	-	-	-	-	-	438,011	1,539,913	
Transportation	-	361,466	301,536	29,428	-	106,856	790,100	1,006,282	2,595,668	
<i>Capital Outlay</i>										
General Government	15,066	-	-	-	-	-	-	555,688	570,754	
Public Safety	26,029	-	-	-	1,398	-	-	42,281	69,708	
Public Welfare	-	-	-	-	-	-	-	4,577	4,577	
Transportation	-	51,199	-	187,162	-	8,051	48,305	110,604	405,321	
Judiciary and Court Related	626	-	-	-	-	-	-	-	626	
<i>Debt Service</i>										
General Government	4,695	-	-	-	-	-	-	352,455	357,150	
<b>TOTAL EXPENDITURES</b>	<b>7,869,938</b>	<b>412,665</b>	<b>301,536</b>	<b>216,590</b>	<b>1,130,787</b>	<b>114,907</b>	<b>838,405</b>	<b>6,613,851</b>	<b>17,498,679</b>	
<b>Excess (Deficiency) of Revenues Over Expenditures</b>	<b>(803,554)</b>	<b>222,717</b>	<b>359,104</b>	<b>(40,686)</b>	<b>125,579</b>	<b>53,103</b>	<b>108,790</b>	<b>(1,265,842)</b>	<b>(1,240,789)</b>	
<b>OTHER FINANCING SOURCES (USES)</b>										
Loan Proceeds	-	-	-	-	-	-	-	550,000	550,000	
Operating Transfers In	637,967	-	-	-	-	-	525,000	945,871	2,108,838	
Operating Transfers Out	(27,796)	(450,000)	(525,000)	-	(552,484)	(15,841)	(306,521)	(231,196)	(2,108,838)	
<b>TOTAL OTHER FINANCING SOURCES (USES)</b>	<b>610,171</b>	<b>(450,000)</b>	<b>(525,000)</b>	<b>-</b>	<b>(552,484)</b>	<b>(15,841)</b>	<b>218,479</b>	<b>1,264,675</b>	<b>550,000</b>	
Net Change in Fund Balances	(193,383)	(227,283)	(165,896)	(40,686)	(426,905)	37,262	327,269	(1,167)	(690,789)	
Fund Balances - Beginning of Year	(305,852)	1,580,104	1,122,724	700,754	245,400	916,250	802,856	3,085,096	8,147,332	
Prior Period Adjustment-See Note W	(199,093)	(4,418)	(18,306)	252,909	448,172	21,050	28,864	215,014	744,192	
Fund Balances - End of Year	\$ (698,328)	\$ 1,348,403	\$ 938,522	\$ 912,977	\$ 266,667	\$ 974,562	\$ 1,158,989	\$ 3,298,943	\$ 8,200,735	

The accompanying notes to the basic financial statements are an integral part of this statement.

**FRANKLIN COUNTY, ILLINOIS**  
Reconciliation of the Governmental Funds, Statement of Revenues,  
Expenditures, and Changes in Fund Balances to the Governmental  
Activities in the Statement of Activities  
For the Year Ended November 30, 2017

Amounts reported for governmental activities in the statement of activities differ because:

Net Change in Fund Balances of Governmental Funds	\$	(690,789)
Governmental funds report capital outlays as expenditures. However, in the statement of activities, the cost of those assets is allocated over their estimated useful lives and reported as depreciation expense. This is the amount by which capital outlays exceeded depreciation in the current period.		442,198
The net effect of various miscellaneous transactions involving capital assets to increase net position.		-
Revenues in the statement of activities that do not provide current financial resources are not reported as revenues in the funds.		-
Bond proceeds provide current financial resources to governmental funds, but issuing debt increases long-term liabilities in the statement of net position. Repayment of bond principal is an expenditure in the governmental funds, but the repayment reduces long-term liabilities in the statement of net position. This is the amount by which proceeds exceeded repayments.		(309,863)
Some expenses reported in the statement of activities do not require the use of current financial resources and therefore are not reported as expenditures in governmental funds.		(243,060)
Net Change in Net Position of Governmental Activities	<u>\$</u>	<u>(801,514)</u>

The accompanying notes to the basic financial statements are an integral part of this statement.

**FRANKLIN COUNTY, ILLINOIS**  
Statement of Fiduciary Net Position  
November 30, 2017

	Agency Funds	Pension Trust Funds	Private Purpose Trust Funds	Total
<b>ASSETS</b>				
Cash and Cash Equivalents	\$ 2,268,010	\$ 382,131	\$ 132,327	\$ 2,782,468
Investments	785,643	-	-	785,643
Property Tax Receivable	793,221	39,472	-	832,693
Other Receivables	94,588	-	-	94,588
<b>TOTAL ASSETS</b>	<u>3,941,462</u>	<u>421,603</u>	<u>132,327</u>	<u>4,495,392</u>
<b>DEFERRED OUTFLOWS OF RESOURCES</b>				
None	-	-	-	-
<b>LIABILITIES</b>				
IMRF Payable	-	96,264	-	96,264
Tax Available for Distribution	2,403,322	-	-	2,403,322
Due to Other Funds	249,245	-	-	249,245
Redemption Payable	61,847	-	-	61,847
Fiduciary Funds Due to Others	1,227,048	-	-	1,227,048
<b>TOTAL LIABILITIES</b>	<u>3,941,462</u>	<u>96,264</u>	<u>-</u>	<u>4,037,726</u>
<b>DEFERRED INFLOWS OF RESOURCES</b>				
None	-	-	-	-
<b>NET POSITION - Reserved</b>	<u>\$ -</u>	<u>\$ 325,339</u>	<u>\$ 132,327</u>	<u>\$ 457,666</u>

The accompanying notes to the basic financial statements are an integral part of this statement.



**FRANKLIN COUNTY, ILLINOIS**  
Statement of Changes in Fiduciary Net Position  
November 30, 2017

	Pension Trust Funds	Private-Purpose Trust Funds	Total
<b>ADDITIONS</b>			
Property Tax	\$ 507,083	\$ 80,331	\$ 587,414
Reimbursements	392,407	-	392,407
Interest Income	463	292	755
Miscellaneous	-	-	-
<b>TOTAL ADDITIONS</b>	<u>899,953</u>	<u>80,623</u>	<u>980,576</u>
<b>DEDUCTIONS</b>			
<i>Current:</i>			
General Government	29,838	50,000	79,838
<b>TOTAL DEDUCTIONS</b>	<u>29,838</u>	<u>50,000</u>	<u>79,838</u>
<b>NET INCREASE (DECREASE)</b>	870,115	30,623	900,738
<b>TRANSFERS</b>			
Transfer In	-	-	-
Transfer Out	(926,033)	-	(926,033)
<b>NET TRANSFERS</b>	<u>(926,033)</u>	<u>-</u>	<u>(926,033)</u>
<b>NET INCREASE (DECREASE)</b>	(55,918)	30,623	(25,295)
<b>NET POSITION HELD IN TRUST, BEGINNING OF YEAR</b>	379,007	99,596	478,603
Prior Period Adjustment, See Note W	2,250	2,108	4,358
<b>NET POSITION HELD IN TRUST, END OF YEAR</b>	<u>\$ 325,339</u>	<u>\$ 132,327</u>	<u>\$ 457,666</u>

The accompanying notes to the basic financial statements are an integral part of this statement.

## **NOTES TO BASIC FINANCIAL STATEMENTS**

**FRANKLIN COUNTY, ILLINOIS**  
Notes to Basic Financial Statements  
November 30, 2017

**NOTE A - Summary of Significant Accounting Policies**

Franklin County (the “County”) was incorporated on January 2, 1818 under provisions of the State of Illinois and operates as a second class county. The County has a population of approximately 39,500 residents and covers an area of 430 square miles. The County operates under the Township form of government with nine elected board members, and provides the following services: general government, public safety, public welfare, judiciary and court related, and transportation.

The accounting policies of the County conform to accounting principles generally accepted in the United States of America as applicable to governments except as noted. The Governmental Accounting Standards Board (GASB) is the authoritative standard setting body for the establishment of governmental accounting and financial reporting principles. The accounting and reporting framework and the more significant accounting principles and practices of Franklin County Government are discussed in the subsequent sections of this note. The remaining notes are organized to provide explanations, including required disclosures, of the County’s financial activities for the fiscal year ended November 30, 2017.

1. Financial Reporting Entity

The County defines its reporting entity in accordance with provisions established by the Governmental Accounting Standards Board (GASB). GASB requirements for inclusion of component units are based upon whether the County’s governing body has a significant amount of financial accountability of another entity. The County is accountable if it appoints a voting majority of an entity’s governing body and is able to impose its will on that entity, or there is a potential for the entity to provide specific financial benefits to, or impose specific financial burdens on the County. Based on these requirements, no other entities are considered to be component units of the County. The government-wide financial statements incorporate all governmental activities for which the County is financially accountable.

Related organizations are excluded from the financial reporting entity because the County’s accountability does not extend beyond making board appointments. The County has no significant influence over the management, budget or policies of the related organizations.

2. Government-Wide and Fund Financial Statements

*Government-Wide Financial Statements*

The government-wide financial statements (i.e., the *statement of net position* and the *statement of activities*) report information on all of the non-fiduciary activities of the primary government.

The Statement of Net Position presents the reporting entity’s non-fiduciary assets and liabilities, with the difference reported as net position. Net position is reported in three categories:

**FRANKLIN COUNTY, ILLINOIS**  
Notes to Basic Financial Statements-Continued  
November 30, 2017

**NOTE A - Summary of Significant Accounting Policies - Continued**

2. Government-Wide and Fund Financial Statements - Continued

*Government-Wide Financial Statements - Concluded*

*Investment in Capital Assets, Net of Related Debt* - consists of capital assets, net of accumulated depreciation and reduced by outstanding balances for bonds, notes, and other debt that are attributable to the acquisition, construction, or improvement of those capital assets.

*Restricted Net Position* - results when constraints placed on net position use are either externally imposed by creditors, grantors, contributors, and the like, or imposed by law through constitutional provisions or enabling legislation.

*Unrestricted Net Position* - consists of the net amount of the assets, deferred outflows of resources, liabilities, and deferred inflows of resources that are not included in the determination of net investment in capital assets or the restricted component of net position.

The *statement of activities* demonstrates the degree to which the direct expenses of a given function of segment is offset by program revenues. *Direct expenses* are those that are clearly identifiable with a specific function or segment. *Program revenues* include (1) charges to customers or applicants who purchase, use or directly benefit from goods, services, or privileges, provided by a given function or segment, and (2) grants and contributions that are restricted to meeting the operational or capital requirements of a particular function or segment. Other items not properly included among program revenues are reported instead as *general revenues*. Major individual governmental funds are reported as separate columns in the fund financial statements.

*Governmental Fund Financial Statements*

Governmental fund financial statements include a *Balance Sheet* and a *Statement of Revenues, Expenditures, and Changes in Fund Balances* for all major governmental funds and non-major funds aggregated. An accompanying schedule is presented to reconcile and explain the differences in fund balances and changes in fund balances as presented in these statements to the net position and changes in net position presented in the government-wide financial statements. The County has presented certain funds as major funds because the County believes the financial position and activities of these funds are significant to the County as a whole.

The fund financial statements present information about the County's funds, including its governmental and fiduciary funds. Separate statements for each fund category – government and fiduciary – are presented. The emphasis of fund financial statements is on major governmental funds. All remaining governmental funds are aggregated and reported in a separate column.

**FRANKLIN COUNTY, ILLINOIS**  
Notes to Basic Financial Statements-Continued  
November 30, 2017

**NOTE A - Summary of Significant Accounting Policies - Continued**

2. Government-Wide and Fund Financial Statements - Continued

*Fund Balance Classification*

The County implemented the provisions of GASB Statements No. 54, Fund Balance Reporting and Governmental Fund Type Definitions. The purpose of GASB is to improve the consistency and usefulness of the fund balance information to the financial user. The statement establishes fund balance classifications that comprise a hierarchy based primarily on the extent to which the organization is bound to honor constraints on the specific purpose for which amounts in the funds can be spent.

The classifications used in the governmental fund financial statements are as follows:

*Nonspendable* - This classification includes amounts that cannot be spent because they are either not in spendable form, or are legally or contractually required to be maintained intact. The County has classified redevelopment inventories and prepaid items as being nonspendable, as these items are not expected to be converted to cash within the next year.

*Restricted* - This classification includes amounts for which constraints have been placed on the use of the resources either externally by creditors (such as through a debt covenant), grantors, contributors, or law or regulations of other governments, or by law through constitutional provisions or enabling legislation. Debt service resources are to be used for future servicing of the revenue note and are restricted through debt covenants.

*Committed* - This classification includes amounts that can be used only for specific purposes pursuant to constraints imposed by formal action of the County Board. These amounts cannot be used for any other purpose unless the County Board removes or changes the specified use by taking the same type of action (ordinance or resolution) that was employed when the funds were initially committed. This classification also includes contractual obligations to the extent that existing resources have been specifically committed for use in satisfying those contractual requirements.

*Assigned* - This classification includes amounts that are constrained by the County's intent to be used for a specific purpose but are neither restricted nor committed. This intent can be expressed by the County Board or through the County Board delegating this responsibility through the budgetary process. This classification also includes remaining positive fund balances for all governmental fund except for the General Fund.

*Unassigned* - This classification includes the residual fund balance for the General Fund and the amount established for Minimum Funding which represents the portion of the General Fund balance that has been established to be used for debt service or in emergency situations. A majority vote of the County Board is required to authorize the spending of any of these funds for any reason. The unassigned classification also includes negative residual fund balances of any other governmental fund.

**FRANKLIN COUNTY, ILLINOIS**  
Notes to Basic Financial Statements-Continued  
November 30, 2017

**NOTE A - Summary of Significant Accounting Policies - Continued**

2. Government-Wide and Fund Financial Statements - Continued

*Fund Balance Classifications - Concluded*

The County would typically use restricted fund balances first, followed by committed resources, and then assigned resources, as appropriate opportunities arise, but reserves the right to selectively spend unassigned resources first to defer the use of these other classified funds. The County Board has not adopted a formal minimum fund balance policy. As required by GASB 54, Fund Balance Reporting and Governmental Fund Type Definition, the County is to formally set a Stabilization Policy to ensure sound financial management and fiscal accountability. The County is to formally set aside amounts for use in emergency situations or when revenue shortages or budgetary imbalances arise. However, these emergency situations should not be routine and should be sufficiently detailed to outline the types of nonrecurring circumstances that merit the use of funds.

*Reconciliation of Government-Wide and Fund Financial Statements*

The governmental fund income statement includes reconciliation between net change in governmental fund balances and net change in net position of governmental activities as reported in the government-wide *statement of net position*. The difference of (\$110,725) is summarized as follows:

Current Year Purchases	\$ 1,050,988
Depreciation Expense	(608,790)
Loan Proceeds Less Loan Repayments	(309,863)
Pension Expense	(324,480)
Compensated Absences	86,505
Other	<u>(5,085)</u>
Total	<u>\$ (110,725)</u>

The governmental fund balance sheet includes reconciliation between total governmental fund balances and net position of governmental activities as reported in the government-wide balance sheet. The difference of (\$1,911,277) is summarized as follows:

Capital Assets	\$ 5,968,536
Net Pension Obligation-SLEP	33,734
Interest Payable	(3,834)
Deferred Pension Liability	(2,509,478)
Accrued Absences	(1,497,494)
Net Pension Obligation-Regular	(991,149)
Bonds Payable	(2,185,000)
Note Payables	(574,863)
Deferred Pension Contribution	<u>(151,729)</u>
Total	<u>\$ (1,911,277)</u>

**FRANKLIN COUNTY, ILLINOIS**  
Notes to Basic Financial Statements-Continued  
November 30, 2017

**NOTE A - Summary of Significant Accounting Policies - Continued**

2. Government-Wide and Fund Financial Statements - Continued

*Fiduciary Fund Financial Statements*

Fiduciary fund financial statements include a *Statement of Fiduciary Net Position* and a *Statement of Changes in Fiduciary Net Position*. The County's fiduciary funds represent Agency funds, which are custodial in nature (assets equal liabilities) and do not involve measurement of results of operations. The Agency funds are accounted for on the accrual basis of accounting and are excluded from the *Statement of Changes in Fiduciary Net Position*. Fiduciary funds also represent the pension trust funds. These funds are used to report resources that are required to be held in trust for the members and beneficiaries of defined benefit pension plans, defined contribution plans, other post-employment benefit plans, or other employee benefit plans. The measurement focus is upon determination of and changes in financial position rather than upon net income. Private-purpose trust funds are also included in the fiduciary fund financial statements. These trust funds are used to account for trust arrangements under which principal or interest benefit specific individuals, private organizations, or other governments instead of the reporting government.

*Governmental Funds*

Governmental funds are those through which most governmental functions are financed. The acquisition, uses, and balances of the County's expendable financial resources and the related liabilities are accounted for through governmental funds.

The following are the County's governmental major funds:

General Fund - The General Fund is the general operating fund of the County. All general tax revenues and other receipts not allocated by law or contractual agreement to another fund are accounted for in this fund. This fund provides for general operating expenditures, fixed charges, and capital improvement costs not paid through other funds.

Special County Bridge Fund - The Special County Bridge Fund is a special revenue fund used for the receipt and disbursement of local funds for county road and bridge construction and repair.

Motor Fuel Tax Fund - The Motor Fuel Tax Fund is a special revenue fund used for the receipt and disbursement of tax funds for county road, maintenance, construction, and repair.

Federal Aid Matching Fund - The Federal Aid Matching Fund is a special revenue fund used for the receipt and disbursement of local funds for road maintenance matching program.

Joint Bridge Fund - The Joint Bridge Fund is a special revenue fund that uses local funds for county bridge construction and repair.

Juvenile Detention Center Fund - The Juvenile Detention Center Fund is a special revenue fund used to account for the receipts and subsequent disbursements of fees charged and reimbursements received for housing juvenile inmates.

**FRANKLIN COUNTY, ILLINOIS**  
Notes to Basic Financial Statements-Continued  
November 30, 2017

**NOTE A - Summary of Significant Accounting Policies – Continued**

2. Government-Wide and Fund Financial Statements - Concluded

*Governmental Funds - Concluded*

County Highway Fund - The County Highway Fund is a special revenue fund used to account for the receipt and disbursement of local funds for county road general maintenance and other costs.

Special Revenue Funds are used to account for the proceeds of specific revenue sources (other than expendable trusts or major capital assets) that are legally restricted to expenditures for specified purposes.

3. Measurement Focus, Basis of Accounting, and Financial Statement Presentation

The government-wide financial statements are reported using the *economic resources measurement focus* and the *accrual basis of accounting*. Revenues are recorded when earned and expenses are recorded when a liability is incurred, regardless of the timing of related cash flows. Grants and similar items are recognized as revenue as soon as all eligibility requirements imposed by the provider have been met.

Government fund financial statements are reported using the *current financial resources measurement focus* and the *modified accrual basis of accounting*. Revenues are recognized as soon as they are both measurable and available. Revenues are considered to be available when they are collectible within the current period or soon enough thereafter to pay liabilities of the current period. For this purpose, the government considers revenues to be available if they are collected within 60 days of the end of the current fiscal period. Some revenue sources provided by the State of Illinois have been delayed beyond 60 days. For the County, this revenue is still considered available since the revenue is collected and earned during the fiscal year. Expenditures generally are recorded when a liability is incurred, as under accrual accounting.

Grants and entitlements and interest associated with the current fiscal period are all considered being susceptible to accrual and so have been recognized as revenues of the current fiscal period. All other revenue items are considered measurable and available only when the County receives cash.

*Revenues - Exchange and Non-Exchange Transactions*

Revenue resulting from exchange transactions, in which each party gives and receives essentially equal value, is recorded on the accrual basis when the exchange takes place. On a modified accrual basis, revenue is recorded in the fiscal year in which the resources are measurable and become available. Available means that the resources will be collected within the current fiscal year or are expected to be collected soon enough thereafter to be used to pay liabilities of the current fiscal year. Generally, available means expected to be received within 60 days of the fiscal year-end. Under the modified accrual basis, only interest is considered to be both measurable and available at fiscal year-end.



**FRANKLIN COUNTY, ILLINOIS**  
Notes to Basic Financial Statements-Continued  
November 30, 2017

**NOTE A - Summary of Significant Accounting Policies - Continued**

3. Measurement Focus, Basis of Accounting, and Financial Statement Presentation - Concluded

*Revenues - Exchange and Non-Exchange Transactions - Concluded*

Non-exchange transactions in which the County receives value without directly giving value in return, includes grants and donations. On an accrual basis, revenue from grants and donations is recognized in the fiscal year in which all eligibility requirements have been satisfied. Eligibility requirements include timing requirements, which specify the year when the resources are required to be used or the fiscal year when use is first permitted, matching requirements, in which the County must provide local resources are provided to the County on a reimbursement basis. On a modified accrual basis, revenue from non-exchange transactions must be available before it can be recognized.

*Expenses/Expenditures*

On an accrual basis of accounting, expenses are recognized at the time they are incurred. The measurement focus of governmental fund accounting is on decreases in net financial resources (expenditures) rather than expenses. Expenditures are generally recognized in the accounting period in which the related fund liability is incurred, if measurable. In the government-wide financial statements, expenses are classified by function for government activities. In the fund financial statements, governmental expenditures are classified by the following character categories: Current (further classified by function), Capital Outlay, and Debt Service.

*Interfund Activity*

As a general rule, interfund activity has been eliminated from the government-wide financial statements including transfers between funds within the governmental funds.

4. Cash and Investments

The County Treasurer pools cash resources of its various funds, except those of certain special revenue and trust funds, to facilitate the management of cash during the year. The Circuit Clerk maintains an investment pool for all funds of the Circuit Clerk. Cash applicable to a particular fund is readily identifiable in the other supplementary information presented in this report. The balance in the pooled cash accounts is available to meet current operating requirements. Cash in excess of current requirements is invested in interest-bearing certificates of deposit. The County considers highly liquid investments with an original maturity of three months or less when purchased to be cash equivalents. Interest income earned on pooled investments is distributed to the appropriate funds based on the average daily balance of the investment in each fund. Investments are reported at fair value. Short-term investments are reported at cost, which approximates fair value.

5. Receivables and Payables

All receivables are reported at their gross value and, where appropriate, are reduced by the estimated portion that is expected to be uncollectible. As of November 30, 2017, the County has not recorded an allowance for uncollectible receivables. All payables are reported at their gross value.

**FRANKLIN COUNTY, ILLINOIS**  
Notes to Basic Financial Statements-Continued  
November 30, 2017

**NOTE A - Summary of Significant Accounting Policies - Continued**

6. Inventories

Inventory, where reported, is valued at cost and net realizable value. Inventory items consist of road sign materials for use by the 911 department. Reported inventory is offset by a fund balance reserve, which indicates that they do not constitute available spendable resources, even though they are a component of net current assets.

7. Capital Assets

Capital assets generally result from expenditures in the governmental funds. These assets are reported in the governmental activities column of the government-wide statement of net position but are not reported in the fund financial statements.

All capital assets are capitalized at cost (or estimated historical cost) and updated for additions and retirements during the year. The County maintains a capitalization threshold of \$500. If multiple assets whose cost is less than \$500 but the aggregate total is \$500 or more will be considered a capitalized asset. The County does possess infrastructure. However, infrastructure assets are only reported on a prospective approach beginning with the implementation of GASB 34. Improvements are capitalized; the cost of normal maintenance and repairs that do not add to the value of the asset or materially extend the asset's life are not capitalized. Depreciation on all assets is provided on the straight-line basis over the following estimated useful lives:

Infrastructures	30 years
Buildings	50 years
Building Improvements	20 years
Vehicles	2 - 15 years
Office Equipment	3 - 15 years
Computer Equipment	3 - 15 years

8. Property Taxes

Property taxes are levied based on the assessed value of property as listed on the previous January 1. Assessed values are an approximation of market value. Property taxes are recognized as revenue when they are levied because they are considered to be both measurable and available. Property taxes become a lien on the first day of the levy year and may be paid in two equal installments. The first 2016 payable 2017 real estate tax installment was due July 31, 2017 and the second installment was due September 29, 2017. The County receives its portion of significant distributions of tax receipts approximately one month after these due dates.

9. Deferred Outflows/Inflows of Resources

Deferred outflows of resources represent a consumption of net position that applies to a future period and so will not be recognized as an outflow of resources (expense/expenditure) until then. The County did not report any deferred outflows of resources for the year ended November 30, 2017.

**FRANKLIN COUNTY, ILLINOIS**  
Notes to Basic Financial Statements-Continued  
November 30, 2017

**NOTE A - Summary of Significant Accounting Policies – Continued**

9. Deferred Outflows/Inflows of Resources - Concluded

Deferred inflows of resources represent an acquisition of net position that supplies to a future period and so will not be recognized as an inflow (revenue) until that time. For the year ended November 30, 2017, the County reported deferred inflows of resources related to the County's IMRF pension obligation.

10. Compensated Absences

Full time permanent employees are granted vacation benefits in varying amounts to specified maximums depending on tenure and collective bargaining agreements with the County. Sick leave accrues to full time permanent employees to specified maximums. The Sheriff's department union contract limits the carryover amount to 80 hours of vacation time per year. All other union contracts limit the carryover amount to 140 hours of vacation time per year. Sick and personal leave cannot accumulate from year to year to be used as compensated time off.

Employees can accumulate sick days to subsequently be paid into the applicable IMRF plan. There is currently no limit on how many days may be accumulated for payment into the applicable IMRF plan. Elected and appointed officials are not eligible to accumulate vacation or sick hours. The liability for compensated absences as of November 30, 2017 is recorded as a long-term liability in the government-wide financial statements.

Because the amount due in one year is not reasonable determinable, there is no short-term liability recorded. A liability for compensated absences has not been recorded in the fund financial statements. Expenses for compensated absences are recognized in the respective funds as employee vacation and sick time is used. The liability for these compensated absences attributable to the governmental activities will be liquidated primarily by the General Fund.

11. Due To and Due From Other Funds

Interfund receivables and payables arise from interfund transactions and are recorded by all funds affected in the period in which transactions are executed.

12. Restricted Assets

Restricted assets are comprised of cash and cash equivalents and investments and represent those funds that are restricted as to use either at the time of receipt, or by action of the governing board or by legal requirements.

13. Interfund Transfers

In the fund financial statements, the County reports legally authorized transfers among funds. Transfers in are recorded by the recipient fund and transfers out are recorded by the disbursing fund.

**FRANKLIN COUNTY, ILLINOIS**  
Notes to Basic Financial Statements-Continued  
November 30, 2017

**NOTE A - Summary of Significant Accounting Policies - Concluded**

**14. Long-Term Debt and Deferred Debt Expense**

In the government-wide financial statements, outstanding debt is reported as a liability. Bond issuance costs, bond discounts or premiums, and the difference between the reacquisition price and the net carrying amount of refunded debt are capitalized and amortized over the respective bonds life using a method that approximates the effective interest method.

The governmental fund financial statements recognize the proceeds of debt and premiums as other financing sources of the current period. The governmental fund financial statements also recognize the payment of interest, debt principal and issuance costs as expenditures of the current period.

**15. Use of Estimates**

The preparation of basic financial statements in conformity with accounting principles generally accepted in the United States of America requires management to make estimates and assumptions that affect the reported amounts of assets and liabilities and disclosure of contingent assets and liabilities at the date of the basic financial statements and the reported amounts of revenues, expenses, and expenditures during the reporting period. Actual results could differ from those estimates.

**NOTE B - Cash and Investments**

All funds in the County are allowed to invest excess funds. Each investment is accounted for in the balance sheet of the individual investing fund. Various restrictions on investments are imposed by statutes. The County is authorized to invest in securities by the Public Funds Investment Act of the Illinois Compiled Statutes, Chapter 30, Section 235/2.

The carrying amount of the County's deposits with financial institutions was \$10,050,632 excluding \$2,073 in petty cash, and the bank balance was \$12,055,612. The bank balance is categorized as follows:

	Category			Bank Balance	Carrying Amount
	1	2	3		
<b>Governmental Activities:</b>					
Major Funds					
General	\$ (47,600)	\$ (761,562)	\$ 0	\$ (809,162)	\$ (586,220)
Special County Bridge	119,466	1,232,053	0	1,351,519	901,519
Motor Fuel Tax	59,252	833,082	0	892,334	892,334
Federal Aid Matching	61,188	860,299	0	921,487	921,487
Juvenile Detention Cent	(1,317)	(21,069)	0	(22,386)	(16,218)
Joint Bridge	64,355	904,823	0	969,178	969,178
County Highway	106,756	1,100,982	0	1,207,738	1,194,482
Non-Major Funds	314,136	3,341,905	0	3,656,041	2,993,575
<b>Total Governmental Activities</b>	<u>676,236</u>	<u>7,490,513</u>	<u>0</u>	<u>8,166,749</u>	<u>7,270,137</u>
<b>Total Fiduciary Funds</b>	<u>939,541</u>	<u>\$ 2,949,322</u>	<u>\$ 0</u>	<u>\$ 3,888,863</u>	<u>\$ 2,780,495</u>
	<u>\$ 1,615,777</u>	<u>\$ 10,439,835</u>	<u>\$ 0</u>	<u>\$ 12,055,612</u>	<u>\$ 10,050,632</u>

**FRANKLIN COUNTY, ILLINOIS**  
Notes to Basic Financial Statements-Continued  
November 30, 2017

**NOTE B - Cash and Investments - Continued**

Investments made by the County, including repurchase agreements, are summarized below. The investments that are represented by specific identifiable investment securities are classified as to credit risk by the three categories described below:

Category 1 – Insured or registered, or securities held by the County or its agent in the County’s name

Category 2 – Uninsured and unregistered, with securities held by the counter party’s trust department or agent in the County’s name

Category 3 – Uninsured and unregistered, with securities held by the counter party, or by its trust department or agent but not in the County’s name

Interest Rate Risk - As a means of limiting its exposure to fair value losses arising from interest rates, it is the County’s policy to limit investments to 180 days or less. Consequently, repurchase agreements, money market accounts, and certificates of deposit are classified as cash equivalents.

Credit Risk - In compliance with Illinois state law, County investments are limited to obligations of the United States of America, obligations guaranteed by the United States of America where the payment of principal and interest are guaranteed by the United States of America, obligations of the State of Illinois or any other state, or any political subdivision or agency of the State of Illinois or of any other state, whether the interest earned thereon is taxable or tax exempt under federal law, special time deposit accounts, and certificates of deposit.

Concentration of Credit Risk - To promote competition in rates and service costs, and to limit the risk of institutional failure, County deposits and investments may be placed with multiple institutions. Therefore, the County Treasurer designates certain banks and trust companies as depositories and establishes maximum deposit levels for each. Investments are also allowable through a public treasurer’s investment pool created under Section 17 of the State Treasurer Act.

Custodial Credit Risk - Custodial credit risk is the risk that in the event of a bank failure, the government’s deposits may not be returned to it. The government does not have a deposit policy for custodial credit risk. The government’s bank balance by categories of custodial credit risk is summarized at the beginning of this note.

Investments - Generally, the County’s investing activities are managed under the custody of the County Treasurer and the Circuit Clerk. The Circuit Clerk will manage the investing activities for court cases and bond postings as mandated by the Court System. County funds may be invested in those instruments listed in the County’s Investment Policy. The Investment Policy is written by the County Treasurer and contains the provisions authorized by the Public Funds Investment Act of the Illinois Compiled Statutes Chapter 30, Section 235/2.

As of November 30, 2017, the County held a certificate of deposit at a local financial institution and has invested excess funds with Edward Jones in the form of certificate of deposits as summarized below:

**FRANKLIN COUNTY, ILLINOIS**  
Notes to Basic Financial Statements-Continued  
November 30, 2017

**NOTE B - Cash and Investments - Concluded**

The deposits are categorized in accordance with risk factors created by governmental reporting standards.

Governmental Activities	Category			Market Value	Carrying Amount
	1	2	3		
<i>Fiduciary Funds:</i>					
Circuit Clerk	\$ 785,643	\$ 0	\$ 0	\$ 785,643	\$ 785,643
Total Fiduciary Funds	<u>\$ 785,643</u>	<u>\$ 0</u>	<u>\$ 0</u>	<u>\$ 785,643</u>	<u>\$ 785,643</u>

**NOTE C - Municipal Retirement Fund**

IMRF Plan Description

The Franklin County's defined benefit pension plan for regular employees and provides retirement and disability benefits, post-retirement increases, and death benefits to plan members and beneficiaries. The Franklin County's plan is managed by the Illinois Municipal Retirement Fund (IMRF), the administrator of a multi-employer public pension fund. A summary of IMRF's pension benefits is provided in the "Benefits Provided" section of these notes. Details of all benefits are available from IMRF. Benefit provisions are established by statute and may only be changed by the General Assembly of the State of Illinois. IMRF issues a publicly available Comprehensive Annual Financial Report that includes financial statements, detailed information about the pension plan's fiduciary net position, and required supplementary information. The report is available for download at [www.imrf.org](http://www.imrf.org).

Benefits Provided

IMRF has three benefit plans. The vast majority of IMRF members participate in the Regular Plan (RP). The Sheriff's Law Enforcement Personnel (SLEP) plan is for sheriffs, deputy sheriffs, and selected police chiefs. Counties could adopt the Elected County Official (ECO) plan for officials prior to August 8, 2011 (the ECO plan was closed to new participants after that date).

All three benefit plans have two tiers. Employees hired before January 1, 2011, are eligible for Tier 1 benefits. Tier 1 employees are vested for pension benefits when they have at least eight years of qualifying service credit. Tier 1 employees who retire at age 55 (at reduced benefits) or after age 60 (at full benefits) with eight years of service are entitled to an annual retirement benefit, payable monthly for life, in an amount equal to 1-2/3% of the final rate of earnings for the first 15 years of service credit, plus 2% for each year of service credit after 15 years to a maximum of 75% of their final rate of earnings. Final rate of earnings is the highest total earnings during any consecutive 48 months within the last 10 years of service, divided by 48. Under Tier 1, the pension is increased by 3% of the original amount on January 1 every year after retirement.

**FRANKLIN COUNTY, ILLINOIS**  
Notes to Basic Financial Statements-Continued  
November 30, 2017

**NOTE C - Municipal Retirement Fund - Continued**

Benefits Provided – Concluded

Employees hired on or after January 1, 2011, are eligible for Tier 2 benefits. For Tier 2 employees, pension benefits vest after ten years of service. Participating employees who retire at age 62 (at reduced benefits) or after age 67 (at full benefits) with ten years of service are entitled to an annual retirement benefit, payable monthly for life, in an amount equal to 1-2/3% of the final rate of earnings for the first 15 years of service credit, plus 2% for each year of service credit after 15 years to a maximum of 75% of their final rate of earnings. Final rate of earnings is the highest total earnings during any 96 consecutive months within the last 10 years of service, divided by 96. Under Tier 2, the pension is increased on January 1 every year after retirement, upon reaching age 67, by the lessor of:

- 3% of the original pension amount, or
- ½ of the increase in the Consumer Price Index of the original pension amount.

Employees Covered by Benefit Terms

As of December 31, 2017, the following employees were covered by the benefit terms:

	Regular	SLEP
Retirees and Beneficiaries currently receiving benefits	129	14
Inactive Plan Members entitle to but not yet receiving benefits	102	4
Active Plan Members	160	16
Total	391	34

Contributions

As set by statute, the Franklin County’s Regular Plan Members are required to contribute 4.5% of their annual covered salary, the Franklin County’s Elected Official and Sheriff’s Law Enforcement Personnel Plan Members are required to contribute 7.5% of their annual covered salary. The statute requires employers to contribute the amount necessary, in addition to member contributions, to finance the retirement coverage of its own employees. The Regular Plan Members annual contribution rate for calendar year 2017 was 11.42%, and the SLEP Plan Members annual contribution rate for calendar year 2017 was 20.84%. For the fiscal year ended December 31, 2017, Regular Plan Members contributed \$733,922 to the plan, and the SLEP Plan Members contributed \$173,144 to the plan. Franklin County also contributes for disability benefits, death benefits, and supplemental retirement benefits, all of which are pooled at the IMRF level. Contributions rates for disability and death benefits are set by IMRF’s Board of Trustees, while the supplemental retirement benefits rate is set by statute.

Net Pension Liability

The Franklin County’s net pension liability was measured as of December 31, 2017. The total pension liability used to calculate the net pension liability was determined by an actuarial valuation as of that date.

**FRANKLIN COUNTY, ILLINOIS**  
Notes to Basic Financial Statements-Continued  
November 30, 2017

**NOTE C - Municipal Retirement Fund - Continued**

Actuarial Assumptions

The following are the methods and assumptions used to determine total pension liability for all plan members at December 31, 2017:

- The Actuarial Cost Method used was Entry Age Normal.
- The Asset Valuation Method used was Market Value of Assets.
- The Inflation Rate was assumed to be 2.5%.
- Salary increases were expected to be 3.39% to 14.25%, including inflation.
- The Investment Rate of Return was assumed to be between 7.50%.
- Projected Retirement Age was from the experience-based table of rates, specific to the type of eligibility condition, last updated for the 2017 valuation pursuant to an experience study from years 2014 to 2016.
- The IMRF-specific rates for mortality (for non-disabled retirees) were developed from the RP-2014 Blue Collar Health Annuitant Mortality Table with adjustments to match current IMRF experience.
- For Disabled Retirees, an IMRF-specific mortality table was used with fully generational projection scale MP-2017 (base year 2015). The IMRF-specific rates were developed from the RP-2014 Disable Retirees Mortality Table, applying the same adjustments that were applied for non-disabled lives.
- For Active Members, an IMRF-specific mortality table was used with fully generational projection scale MP-2017 (base year 2015). The IMRF-specific rates were developed from the RP-2014 Employee Mortality Table with adjustments to match current IMRF experience.
- There were not benefit changes during the year.
- The long-term expected rate of return on pension plan investments was determined using a building-block method in which best-estimate ranges of expected future real rates of return (expected returns, net of pension plan investment expense, and inflation) are developed for each major asset class. These ranges are combined to produce the long-term expected rate of return by weighting the expected future real rates of return to the target asset allocation percentage and adding expected inflation. The target allocation and best estimates of geometric real rates of return for each major asset class are summarized in the following table:

<u>Asset Class</u>	<u>Portfolio Target Percentage</u>	<u>Long-Term Expected Real Rate of Return</u>
Domestic Equity	38%	7.39%
International Equity	17%	7.59%
Fixed Income	27%	3.00%
Real Estate	8%	6.00%
Alternative Investments	9%	2.75-8.15%
Cash Equivalents	1%	2.25%
Total	<u>100%</u>	



**FRANKLIN COUNTY, ILLINOIS**  
Notes to Basic Financial Statements-Continued  
November 30, 2017

**NOTE C - Municipal Retirement Fund - Continued**

Single Discount Rate

A Single Discount Rate of 7.50% was used to measure the total pension liability. The projection of cash flow used to determine this Single Discount Rate assumed that the plan members' contributions will be made at the current contribution rate, and that employer contributions will be made at rates equal to the difference between actuarially determined contribution rates and the member rate. The Single Discount Rate reflects:

1. The long-term expected rate of return on pension plan investments (during the period in which the fiduciary net position is projected to be sufficient to pay benefits), and
2. The tax-exempt municipal bond rate based on an index of 20-year general obligation bonds with an average AA credit rating (which is published by the Federal Reserve) as of the measurement date (to the extent that the contributions for use with the long-term expected rate of return are not met).

For the purpose of the most recent valuation, the expected rate of return on plan investments is 7.50%, the municipal bond rate is 3.31%, and the resulting single discount rate is 7.50%.

Changes in the Net Pension Liability

Regular Plan Members

	<b>Total Pension Liability (A)</b>	<b>Plan Fiduciary Net Position (B)</b>	<b>Net Pension Liability (A)-(B)</b>
<b>Balances at December 31, 2016</b>	\$ 28,046,948	\$ 23,821,190	\$ 4,225,758
<b>Changes for the year:</b>			
Service Cost	680,430	0	\$ 680,430
Interest on the Total Pension Liability	2,086,461	0	2,086,461
Difference Between Expected and Actual Experience of the Total Pension Liability	(441,039)	0	(441,039)
Changes of Assumptions	(890,659)	0	(890,659)
Contributions – Employer	0	750,351	(750,351)
Contributions – Employees	0	290,828	(290,828)
Net Investment Income	0	4,101,016	(4,101,016)
Benefit Payments, including Refunds of Employee Contributions	(1,135,368)	(1,135,368)	0
Other (Net Transfer)	0	(472,393)	472,393
Net Changes	299,825	3,534,434	(3,234,609)
<b>Balances at December 31, 2017</b>	<u>\$ 28,346,773</u>	<u>\$ 27,355,624</u>	<u>\$ 991,149</u>

**FRANKLIN COUNTY, ILLINOIS**  
Notes to Basic Financial Statements-Continued  
November 30, 2017

**NOTE C - Municipal Retirement Fund - Continued**

Changes in the Net Pension Liability - Concluded

**SLEP Plan Members**

	<b>Total Pension Liability (A)</b>	<b>Plan Fiduciary Net Position (B)</b>	<b>Net Pension Liability (A)-(B)</b>
<b>Balances at December 31, 2016</b>	\$ 8,089,038	\$ 6,978,127	\$ 1,110,911
<b>Changes for the year:</b>			
Service Cost	159,748	0	\$ 159,748
Interest on the Total Pension Liability	598,339	0	598,339
Difference Between Expected and Actual Experience of the Total Pension Liability	(337,364)	0	(337,364)
Changes of Assumptions	(108,812)	0	(108,812)
Contributions – Employer	0	173,144	(173,144)
Contributions – Employees	0	62,312	(62,312)
Net Investment Income	0	1,272,126	(1,272,126)
Benefit Payments, including Refunds of Employee Contributions	(382,114)	(382,114)	0
Other (Net Transfer)	0	(51,026)	51,026
Net Changes	(70,203)	1,074,442	(1,144,645)
<b>Balances at December 31, 2017</b>	<u>\$ 8,018,835</u>	<u>\$ 8,052,569</u>	<u>\$ (33,734)</u>

Sensitivity of the Net Pension Liability to Changes in the Discount Rate

The following presents the plan's net pension liability, calculated using a Single Discount Rate of 7.50%, as well as what the plan's net pension liability would be if it were calculated using a Single Discount Rate that is 1% lower of 1% higher:

**Regular Plan Members**

	1% Decrease 6.50%	Current Single Discount Rate Assumption 7.50%	1% Increase 8.50%
Net Pension Liability	<u>\$ 4,699,221</u>	<u>\$ 991,149</u>	<u>\$ (2,038,289)</u>

**SLEP Plan Members**

	1% Decrease 6.50%	Current Single Discount Rate Assumption 7.50%	1% Increase 8.50%
Net Pension Liability	<u>\$ 1,001,153</u>	<u>\$ (33,734)</u>	<u>\$ (889,260)</u>

**FRANKLIN COUNTY, ILLINOIS**  
Notes to Basic Financial Statements-Continued  
November 30, 2017

**NOTE C - Municipal Retirement Fund - Continued**

Pension Expense, Deferred Outflows of Resources, & Deferred Inflows of Resources Related to Pensions

**Regular Plan Members**

	<u>Deferred Outflows of Resources</u>	<u>Deferred Inflows of Resources</u>
Deferred Amounts to be Recognized in Pension Expense in Future Periods:		
Differences between expected and actual experience	\$ 505,352	\$ 403,443
Changes of assumptions	119,899	737,089
Net difference between projected and actual earnings on pension plan investments	<u>757,487</u>	<u>1,868,539</u>
Total Deferred Amounts to be recognized in pension expense in future periods	<u>1,382,738</u>	<u>3,009,071</u>
<b>Net Deferred Outflows (Inflows) of Resources – Pension Obligation</b>		<b><u>\$ (1,626,333)</u></b>
Pension Contributions made subsequent to the Measurement Date		<u>\$ 121,549</u>
<b>Net Deferred Inflows of Resources – Pension Contribution</b>		<b><u>\$ 121,549</u></b>

**SLEP Plan Members**

	<u>Deferred Outflows of Resources</u>	<u>Deferred Inflows of Resources</u>
Deferred Amounts to be Recognized in Pension Expense in Future Periods:		
Differences between expected and actual experience	\$ 0	\$ 427,309
Changes of assumptions	39,682	106,063
Net difference between projected and actual earnings on pension plan investments	<u>215,489</u>	<u>604,944</u>
Total Deferred Amounts to be recognized in pension expense in future periods	<u>255,171</u>	<u>1,138,316</u>
<b>Net Deferred Outflows (Inflows) of Resources – Pension Obligation</b>		<b><u>\$ (883,145)</u></b>
Pension Contributions made subsequent to the Measurement Date		<u>\$ 30,180</u>
<b>Net Deferred Inflows of Resources – Pension Contribution</b>		<b><u>\$ 30,180</u></b>

**FRANKLIN COUNTY, ILLINOIS**  
Notes to Basic Financial Statements-Continued  
November 30, 2017

**NOTE C - Municipal Retirement Fund - Continued**

Pension Expense, Deferred Outflows of Resources, & Deferred Inflows  
of Resources Related to Pensions - concluded

Amounts reported as deferred outflows of resources and deferred inflows of resources related to pensions will be recognized in pension expense in future periods as follows:

Year Ending December 31,	<b>REGULAR</b>	<b>SLEP</b>
	Net Deferred Outflows (Inflows) of Resources	Net Deferred Outflows (Inflows) of Resources
2018	\$ (28,111)	\$ (165,703)
2019	(229,762)	(189,964)
2020	(709,560)	(275,487)
2021	(658,900)	(249,100)
2022	0	(2,891)
Thereafter	0	0
Total	<u>\$ (1,626,333)</u>	<u>\$ (883,145)</u>

Defined Benefit Pension Plan - Regular Employees

*Plan Description* - The County's defined benefit pension plan for Regular employees provides retirement and disability benefits, post retirement increases, and death benefits to plan members and beneficiaries. The employer plan is affiliated with the Illinois Municipal Retirement Fund (IMRF), an agent multiple-employer plan. Benefit provisions are established by statute and may only be changed by the General Assembly of the State of Illinois. IMRF issues a publicly available financial report that includes financial statements and required supplementary information (RSI). That report may be obtained online at [www.imrf.org](http://www.imrf.org).

*Fund Policy* - As set by statute, the County's Regular plan members are required to contribute 4.50 percent of their annual covered salary. That statute requires employers to contribute the amount necessary, in addition to member contributions, to finance the retirement coverage of its own employees. The employer annual required contribution rate for calendar year 2017 was 11.42 percent. The employer also contributes for disability benefits, death benefits and supplemental retirement benefits, all of which are pooled of the IMRF level. Contribution rates for disability and death benefits are set by the IMRF Board of Trustees, while the supplemental retirement benefits rate is set by statute.

**FRANKLIN COUNTY, ILLINOIS**  
Notes to Basic Financial Statements-Continued  
November 30, 2017

**NOTE C - Municipal Retirement Fund – Continued**

Defined Benefit Pension Plan - Regular Employees – concluded

*Annual Pension Cost* - The required contribution for calendar year 2017 was \$733,922.

<b>Three Year Trend Information for the Regular Plan</b>			
Calendar Year Ending	Annual Pension Cost (APC)	Percentage of APC Contributed	Net Pension Obligation
12/31/17	\$ 733,922	100%	\$ 0
12/31/16	\$ 693,658	100%	\$ 0
12/31/15	\$ 583,543	100%	\$ 0

The required contribution for 2017 was determined as part of the December 31, 2015, actuarial valuation using the entry age normal actuarial cost method. The actuarial assumptions at December 31, 2015 included (a) 7.5 percent investment rate of return (net of administrative and direct investment expense), (b) projected salary increases of 3.50% a year, attributable to inflation, (c) additional projected salary increases ranging from 0.4% to 10% per year depending on age and service, attributable to seniority/merit, and (d) post retirement benefit increases of 3% annually. The actuarial value of your employer Regular plan assets was determined using techniques that spread the effects of short-term volatility in the market value of investments over a five-year period with a 20% corridor between the actuarial and market value of assets. The employer Regular plan’s unfunded actuarial accrued liability at December 31, 2015 is being amortized as a level percentage of projected payrolls on an open 26 year basis.

*Fund Status and Funding Progress* – As of December 31, 2017, the most recent actuarial valuation date, the Regular plan was 86.50 percent funded. The actuarial accrued liability for benefits was \$16,276,873 and the actuarial value of assets was \$14,079,914 resulting in an underfunded actuarial accrued liability (UAAL) of \$2,196,959. The covered payroll for calendar year 2017 (annual payroll of active employees covered by the plan) was \$6,426,640 and the ratio of the UAAL to the covered payroll was 34 percent.

Defined Benefit Pension Plan - Sheriff’s Law Enforcement Personnel

*Plan Description* - The County’s defined benefit pension plan for Sheriff’s Law Enforcement Personnel provides retirement and disability benefits, post retirement increases, and death benefits to plan members and beneficiaries. The employer plan is affiliated with the Illinois Municipal Retirement Fund (IMRF), an agent multiple-employer plan. Benefit provisions are established by statute and may only be changed by the General Assembly of the State of Illinois. IMRF issues a publicly available financial report that includes financial statements and required supplementary information (RSI). That report may be obtained online at [www.imrf.org](http://www.imrf.org).

**FRANKLIN COUNTY, ILLINOIS**  
Notes to Basic Financial Statements-Continued  
November 30, 2017

**NOTE C - Municipal Retirement Fund - Concluded**

Defined Benefit Pension Plan - Sheriff's Law Enforcement Personnel - Concluded

*Fund Policy* - As set by statute, the County's Sheriff's Law Enforcement Personnel plan members are required to contribute 7.50 percent of their annual covered salary. That statute requires employers to contribute the amount necessary, in addition to member contributions, to finance the retirement coverage of its own employees. The employer annual required contribution rate for calendar year 2017 was 20.84 percent. The employer also contributes for disability benefits, death benefits and supplemental retirement benefits, all of which are pooled at the IMRF level. Contribution rates for disability and death benefits are set by the IMRF Board of Trustees, while the supplemental retirement benefits rate is set by statute.

*Annual Pension Cost* - The required contribution for calendar year 2017 was \$173,144.

**Three Year Trend Information for the Sheriff's Law Enforcement Personnel Plan**

Calendar Year Ending	Annual Pension Cost (APC)	Percentage of APC Contributed	Net Pension Obligation
12/31/17	\$ 173,144	100%	\$ 0
12/31/16	\$ 182,257	100%	\$ 0
12/31/15	\$ 185,169	100%	\$ 0

The required contribution rate for 2017 was determined as part of the December 31, 2015, actuarial valuation using the entry age normal actuarial cost method. The actuarial assumptions at December 31, 2015 included (a) 7.5 percent investment rate of return (net of administrative and direct investment expense), (b) projected salary increases of 3.50% a year, attributable to inflation, (c) additional projected salary increases ranging from 0.4% to 10% per year depending on age and service, attributable to seniority/merit, and (d) post retirement benefit increases of 3% annually. The actuarial value of your employer Sheriff's Law Enforcement Personnel plan assets was determined using techniques that spread the effects of short-term volatility in the market value of investments over a five-year period with a 20% corridor between the actuarial and market value of assets. The employer Sheriff's Law Enforcement Personnel plan's unfunded actuarial accrued liability at December 31, 2015 is being amortized as a level percentage of projected payrolls on an open 26 year basis.

*Fund Status and Funding Progress* - As of December 31, 2017, the most recent actuarial valuation date, the Sheriff's Law Enforcement Personnel plan was 94.91 percent funded. The actuarial accrued liability for benefits was \$3,967,313 and the actuarial value of assets was \$3,765,213, resulting in an underfunded actuarial accrued liability (UAAL) of \$202,100. The covered payroll for calendar year 2017 (annual payroll of active employees covered by the plan) was \$830,827 and the ratio of the UAAL to the covered payroll was 24 percent.

The schedule of funding progress, presented as required supplemental information (RSI) following the notes to the financial statements, presents multiyear trend information about whether the actuarial value of plan assets is increasing or decreasing over time relative to the actuarial accrued liability for benefits for all three plans.

**FRANKLIN COUNTY, ILLINOIS**  
Notes to Basic Financial Statements-Continued  
November 30, 2017

**NOTE D - Social Security**

Employees not qualifying for coverage under the Illinois Municipal Retirement Fund are considered “non-participating employees.” These employees and those qualifying for coverage under the Illinois Municipal Retirement Fund are covered under Social Security. The County paid \$606,860, the total required contribution for the current fiscal year.

**NOTE E - Short and Long-Term Debt**

The County is subject to the Municipal Finance Law of Illinois, which limits the amount of debt that may be incurred (exclusive of revenue bonds) by the County to 2.875 percent of its assessed valuation.

Therefore, the County’s legal debt limitation and legal debt margin as of November 30, 2017 was \$9,799,981 and \$7,040,118, respectively.

***Governmental Activities:***

2012 Revenue Bond Payable

The Franklin County Board is subject to the provisions of 50 ILCS 405/1, which allows them to borrow funds for specified purposes. The County Board entered into a long-term debt arrangement with People’s National Bank on August 9, 2005 for the construction of a juvenile detention center. This debt was refinanced on April 1, 2012 in form of alternative revenue bonds. The refinanced debt will be fully paid on December 1, 2028. This refinanced debt agreement bonded \$2,910,000 for 16 years at interest rates ranging from 2.7% to 5.9%. The bond agreement calls for semi-annual interest and annual principal payments. The combined annual debt and interest payments range from \$185,393 to \$244,800 per year.

The balance of the bond payable at November 30, 2017 is \$2,185,000. The County paid \$93,695 of interest on the bonds during the fiscal year.

Southern Illinois Bank 2013 Note Payable

The County Board issued taxable debt certificates of \$295,000 with Southern Illinois Bank on April 1, 2013 with an interest rate of 4.25%. The debt certificates call for semi-annual interest and annual principal payments. The debt certificates are due October 1, 2018.

The balance of the note payable at November 30, 2017 is \$55,000. The County paid \$5,175 of interest on the note during the fiscal year.

Southern Illinois Bank 2016 Note Payable

The County Board issued taxable debt certificates of \$550,000 with Southern Illinois Bank on February 15, 2017 with interest rates ranging from 3.75% to 4.75%. The debt certificates call for semi-annual interest and annual principal payments. The debt certificates are due on October 1, 2034.

The balance of the note payable at November 30, 2017 is \$519,863. The County paid \$4,695 of interest on the note during the fiscal year.

**FRANKLIN COUNTY, ILLINOIS**  
Notes to Basic Financial Statements-Continued  
November 30, 2017

**NOTE E - Short and Long-Term Debt - Continued**

1. Summary of Debt Transactions

The general long-term debt as of November 30, 2017 is as follows:

	November 30, 2016	Additions	Deductions	November 30, 2017	Amounts Due in One Year
Compensated Absences	\$ 1,583,999	\$ 0	\$ 86,505	\$ 1,497,494	\$ Unknown
Detention Center Loan	2,340,000	0	155,000	2,185,000	160,000
Debt Certificates 2013	110,000	0	55,000	55,000	55,000
Debt Certificates 2016	0	550,000	30,137	519,863	23,590
Short-Term	0	0	0	0	0
<b>Total</b>	<u>\$ 4,033,999</u>	<u>\$ 550,000</u>	<u>\$ 326,642</u>	<u>\$ 4,257,357</u>	<u>\$ 238,590</u>

2. Future Debt Service Requirements

The future debt service requirements for the remaining long-term debt are as follows:

*2012 Revenue Bond Payable - Juvenile Detention Center Bond*

Dated: April 1, 2012

Interest Rate: 2.7% - 5.9%

Original Price: \$2,910,000

Maturity Date: December 1, 2028

Year Ending November 30,	Principal	Interest	Total
2018	\$ 160,000	\$ 85,170	\$ 245,170
2019	170,000	75,730	245,730
2020	175,000	71,140	246,140
2021	185,000	60,903	245,903
2022	190,000	55,075	245,075
2023 - 2027	1,065,000	171,775	1,236,775
2028	240,000	9,600	249,600
<b>Total</b>	<u>\$ 2,185,000</u>	<u>\$ 529,393</u>	<u>\$ 2,714,393</u>



**FRANKLIN COUNTY, ILLINOIS**  
Notes to Basic Financial Statements-Continued  
November 30, 2017

**NOTE E - Short and Long-Term Debt - Concluded**

2. Future Debt Service Requirements – Concluded

*Southern Illinois Bank 2013 Note Payable (Taxable Debt Certificates)*

Dated: April 1, 2013  
Interest Rate: 4.25%  
Original Price: \$295,000  
Maturity Date: October 1, 2018

<u>Year Ending November 30,</u>	<u>Principal</u>	<u>Interest</u>	<u>Total</u>
2018	\$ 55,000	\$ 2,337	\$ 57,337
Total	<u>\$ 55,000</u>	<u>\$ 2,337</u>	<u>\$ 57,337</u>

*Southern Illinois Bank 2016 Note Payable (Taxable Debt Certificates)*

Dated: February 15, 2017  
Interest Rate: 3.75% - 4.75%  
Original Price: \$550,000  
Maturity Date: October 1, 2034

<u>Year Ending November 30,</u>	<u>Principal</u>	<u>Interest</u>	<u>Total</u>
2018	\$ 23,590	\$ 43,085	\$ 66,675
2019	24,475	43,085	67,560
2020	25,393	43,085	68,478
2021	26,345	43,085	69,430
2022	27,333	43,085	70,418
2023-2027	141,145	215,426	356,571
2028-2032	171,184	215,426	386,610
2033-2034	<u>80,398</u>	<u>86,171</u>	<u>166,569</u>
Total	<u>\$ 519,863</u>	<u>\$ 732,448</u>	<u>\$ 1,252,311</u>

3. Tax Anticipation Warrant

On May 26, 2017, Franklin County, Illinois issued a tax warrant of \$700,000 with People’s National Bank. The County repaid \$468,900 on August 21, 2017, including \$4,085 in interest expense. The County repaid \$235,795 on September 25, 2017, including \$610 in interest expense. There were no outstanding tax warrants as of November 30, 2017.

On March 21, 2018, Franklin County authorized to borrow up to \$750,000 in the form of tax anticipation warrant from Southern Illinois Bank. As of the date of the audit report, the County has not requested any funds from Southern Illinois Bank.

**FRANKLIN COUNTY, ILLINOIS**  
Notes to Basic Financial Statements-Continued  
November 30, 2017

**NOTE F - Capital Assets**

Capital asset activity for the year ended November 30, 2017 is as follows:

**Changes in Capital Assets  
Year Ended November 30, 2017**

Fund	Assets			Accumulated Depreciation			Net Book Value	
	Balance 12/1/2016	Additions	Deletions	Balance 11/30/2017	Balance 12/1/2016	Current Provisions		Deductions
<b>Governmental Activities</b>								
Non-Depreciable Capital Assets:								
Land	\$ 110,250	\$ -	\$ -	\$ 110,250	\$ -	\$ -	\$ -	\$ -
Construction in Progress	-	60,700	-	60,700	-	-	-	-
Depreciable Capital Assets:								
Buildings and Improvements	9,307,580	546,584	-	9,854,164	7,288,941	268,542	-	7,557,483
Infrastructure	19,477,002	677,547	-	20,154,549	16,903,885	222,171	-	17,126,056
Machinery and Equipment	4,486,975	84,248	-	4,571,223	4,104,554	99,126	-	4,203,680
Vehicles	877,254	54,020	-	931,274	816,572	18,195	-	834,767
Furniture & Fixtures	395,420	7,405	-	402,825	395,420	518	-	395,938
Software	50,336	1,713	-	52,049	50,336	238	-	50,574
<b>Total Governmental Activities</b>	<b>34,704,817</b>	<b>1,432,217</b>	<b>-</b>	<b>36,137,034</b>	<b>29,559,708</b>	<b>608,790</b>	<b>-</b>	<b>30,168,498</b>
<b>Total Reporting Entity</b>	<b>\$ 34,704,817</b>	<b>\$ 1,432,217</b>	<b>\$ -</b>	<b>\$ 36,137,034</b>	<b>\$ 29,559,708</b>	<b>\$ 608,790</b>	<b>\$ -</b>	<b>\$ 30,168,498</b>

Governmental Function	Depreciation Expense
General Government	\$ 330,291
Public Safety	36,278
Public Welfare	306
Transportation	241,905
Judiciary and Court Related	10
<b>Total Depreciation Expense</b>	<b>\$ 608,790</b>

**FRANKLIN COUNTY, ILLINOIS**  
Notes to Basic Financial Statements - Continued  
November 30, 2017

**NOTE G - Legal Debt Margin**

2016 Equalized Assessed Valuation		<u>\$ 340,868,907</u>
Statutory Debt Limit (2.875% of EAV)		\$ 9,799,981
Total Debt:		
Notes Payable	\$ 574,863	
Bond Payable	<u>2,185,000</u>	
Total Debt	<u>\$ 2,759,863</u>	
Total Applicable Long-Term Debt		<u>(2,759,863)</u>
Legal Debt Margin		<u>\$ 7,040,118</u>

**FRANKLIN COUNTY, ILLINOIS**  
Notes to Basic Financial Statements - Continued  
November 30, 2017

**NOTE H - Assessed Valuation and Taxes Levied**

Property tax is levied each year on all taxable real property located in the County. The board passed the 2016 levy in December 2016. Property taxes attach an enforceable lien on property as of January 1 and are payable in August and September, respectively. The County distributed the tax monies on August 18, 2017, September 25, 2017, November 22, 2017 and March 9, 2018. Taxes recorded in these financial statements are from the 2016 and prior tax levies.

**Assessed Valuation**  
**TAX LEVY YEARS 2016, 2015, 2014**

	<u>2016</u>	<u>2015</u>	<u>2014</u>
<b>ASSESSED VALUATION</b>	<b>\$ 340,868,907</b>	<b>\$ 329,855,854</b>	<b>\$ 313,413,829</b>
County General Fund	0.4033	0.3941	0.3380
Bonds and Interest	0.0865	0.0891	0.0000
Illinois Municipal Retirement Fund	0.1493	0.1545	0.1657
County Highway Fund	0.1584	0.1576	0.1591
County Bridge Fund	0.0478	0.0471	0.0497
Mental Health Facilities	0.0359	0.0371	0.0397
Federal Aid Matching Fund	0.0441	0.0456	0.0447
Tort, Judgement, & Liability Fund	0.0796	0.0961	0.1248
Social Security Fund	0.0933	0.0941	0.1059
University of IL Coop Ext Fund	0.0303	0.0313	0.0335
Senior Citizens Fund	0.0103	0.0106	0.0114
<b>Total</b>	<b>1.1388</b>	<b>1.1572</b>	<b>1.0725</b>

**Tax Extensions**  
**TAX LEVY YEARS 2016, 2015, 2014**

	<u>2016</u>	<u>2015</u>	<u>2014</u>
<b>TAX EXTENSIONS</b>			
County General Fund	\$ 1,374,724	\$ 1,299,962	\$ 1,059,339
Bonds and Interest	294,852	293,902	-
Illinois Municipal Retirement Fund	508,917	509,627	519,327
County Highway Fund	539,936	519,853	498,641
County Bridge Fund	162,935	155,362	155,767
Mental Health Facilities	122,372	122,377	124,425
Federal Aid Matching Fund	150,323	150,414	140,096
Tort, Judgement, & Liability Fund	271,332	316,991	391,140
Social Security Fund	318,031	310,394	331,905
University of IL Coop Ext Fund	103,283	103,245	104,994
Senior Citizens Fund	35,110	34,965	35,729
<b>Total</b>	<b>\$ 3,881,815</b>	<b>\$ 3,817,092</b>	<b>\$ 3,361,363</b>

**FRANKLIN COUNTY, ILLINOIS**  
Notes to Basic Financial Statements - Continued  
November 30, 2017

**NOTE H - Assessed Valuation and Taxes Levied - Concluded**

**Tax Collections**  
**TAX LEVY YEARS 2016, 2015, 2014**

	<u>2016</u>	<u>2015</u>	<u>2014</u>
<b>TAX COLLECTIONS</b>			
County General Fund	\$ 1,371,465	\$ 1,297,990	\$ 1,269,734
Bonds and Interest	293,789	293,454	-
Illinois Municipal Retirement Fund	507,083	508,853	357,956
County Highway Fund	537,992	519,064	597,674
County Bridge Fund	162,348	155,127	186,701
Mental Health Facilities	121,929	122,190	140,082
Federal Aid Matching Fund	149,782	150,184	167,918
Tort, Judgement, & Liability Fund	270,353	316,509	468,824
Social Security Fund	316,883	309,923	397,822
University of IL Coop Ext Fund	102,911	103,088	125,844
Senior Citizens Fund	34,984	34,911	42,824
Total	<u>\$ 3,869,519</u>	<u>\$ 3,811,293</u>	<u>\$ 3,755,379</u>

**TAX LEVY YEAR 2016**

Tax Lien Date	January 1, 2017
Tax Levy Date	December 1, 2016
Due Dates	(1/2) July 3, 2017 (1/2) September 29, 2017
Collection Dates	June 19, 2017 - November 27, 2017

**FRANKLIN COUNTY, ILLINOIS**  
Notes to Basic Financial Statements--Continued  
November 30, 2017

**NOTE 1 - Components of Fund Balance**

The following presents the various components of fund balance within the governmental funds:

	General Fund	Special County Bridge Fund	Motor Fuel Tax Fund	Federal Aid Matching Fund	Juvenile Detention Center Fund	Joint Bridge Fund	County Highway Fund	Nonmajor Governmental Funds	Total Governmental Funds
<b>Nonspendable</b>									
Public Safety	\$ -	\$ -	\$ -	\$ -	\$ 4,921	\$ -	\$ -	\$ 9,128	\$ 14,049
Judicial and Court Related	-	-	-	-	-	-	-	2,788	2,788
General Government	-	-	-	-	-	-	-	85,338	85,338
Total Nonspendable	-	-	-	-	4,921	-	-	97,254	102,175
<b>Restricted</b>									
Debt Service Reserve	-	-	-	-	-	-	-	111,369	111,369
Transportation	-	-	938,522	-	-	-	-	625,943	1,564,465
Public Welfare	-	-	-	-	-	-	-	3,865	3,865
Public Safety	-	-	-	-	-	-	-	68,227	68,227
Total Restricted	-	-	938,522	-	-	-	-	809,404	1,747,926
<b>Committed</b>									
Transportation	-	-	-	912,977	-	974,562	1,158,989	114,991	3,161,519
Public Safety	-	-	-	-	-	-	-	5,246	5,246
General Government	-	-	-	-	-	-	-	480,804	480,804
Total Committed	-	-	-	912,977	-	974,562	1,158,989	601,041	3,647,569
<b>Assigned</b>									
Transportation	-	1,348,403	-	-	-	-	-	-	1,348,403
Public Welfare	-	-	-	-	-	-	-	31,402	31,402
Public Safety	-	-	-	-	261,746	-	-	541,901	803,647
General Government	-	-	-	-	-	-	-	653,538	653,538
Judicial and Court Related	-	-	-	-	-	-	-	668,820	668,820
Total Assigned	-	1,348,403	-	-	261,746	-	-	1,895,661	3,505,810
<b>Unassigned</b>									
Transportation	-	-	-	-	-	-	-	(506)	(506)
Public Safety	-	-	-	-	-	-	-	(7,748)	(7,748)
Judicial and Court Related	-	-	-	-	-	-	-	(70,752)	(70,752)
General Government	(698,328)	-	-	-	-	-	-	(25,411)	(723,739)
Total Unassigned	(698,328)	-	-	-	-	-	-	(104,417)	(802,745)
<b>Total Governmental Fund Balances</b>	\$ (698,328)	\$ 1,348,403	\$ 938,522	\$ 912,977	\$ 266,667	\$ 974,562	\$ 1,158,989	\$ 3,298,943	\$ 8,200,735

**FRANKLIN COUNTY, ILLINOIS**  
Notes to Basic Financial Statements-Continued  
November 30, 2017

**NOTE J - Restricted Net Position**

All special revenue funds are deemed to be restricted for the purpose of the fund. If restricted and unrestricted assets are available for the same purpose, then restricted assets will be used before unrestricted assets.

**NOTE K - Interfund Receivables and Payables**

Due from/to other funds balances at November 30, 2017 for the governmental activities, were as follows:

<u>Fund</u>	<u>Due From Other Funds</u>	<u>Due To Other Funds</u>
<b>Governmental Activities:</b>		
General Fund	\$ 271,797	\$ 450,000
Court Security	12,111	0
Probation	7,348	0
Social Security	4,660	0
IMRF	6,956	0
Law Library	510	0
Insurance	8,427	0
Child Support	1,197	0
Court Automation	6,813	0
Court Document Storage	6,713	0
Recording and Computer	1,700	0
Rental Housing Support	177	0
County Highway	0	34,412
Joint County Bridge	0	1,031
911	0	21,690
Social Security Administration	0	8,390
Geographic Information System	8,125	0
Sheriff County Forfeiture	0	10,668
Fringe Benefit	8,943	0
Drug Court	431	0
State's Attorney Anti-Crime	12,724	0
State's Attorney Records Automation	180	0
Drug Addiction Service Fee	45	0
CASA	1,330	0
Youth Diversion	470	0
County Clerk	0	32,221
Sex Offender	0	3,000
Special County Bridge Fund	450,000	0
Total Governmental Activities	<u>\$ 810,657</u>	<u>\$ 561,412</u>
Interfund Activity Elimination	<u>(561,412)</u>	<u>(561,412)</u>
Government-Wide Interfund Receivable and Payable Balances	<u>\$ 249,245</u>	<u>\$ 0</u>

**FRANKLIN COUNTY, ILLINOIS**  
Notes to Basic Financial Statements-Continued  
November 30, 2017

**NOTE K - Interfund Receivables and Payables – Concluded**

Due from/to other funds balances at November 30, 2017 for the fiduciary funds, were as follows:

<u>Fund</u>	<u>Due From Other Funds</u>	<u>Due To Other Funds</u>
<u>Fiduciary Funds:</u>		
TVA	\$ 0	\$ 49,279
Tax Collector	433,973	114,633
Circuit Clerk	0	134,612
Mobile Home Privilege Tax	0	146,413
Forfeiture Redemption	31,231	100,482
Land Management	0	49,982
Interest Earned on Real Estate Taxes	0	31,231
Federal Housing	0	87,817
Total Fiduciary Funds	<u>\$ 465,204</u>	<u>\$ 714,449</u>
Interfund Activity Elimination	<u>(465,204)</u>	<u>(465,204)</u>
Government-Wide Interfund Receivable and Payable Balances	<u>\$ 0</u>	<u>\$ 249,245</u>

Purpose of Interfund Receivables and Payables

The funds with interfund payables collect fees and record payroll expenses that are due to other funds at the end of each month. The majority of the fees and payroll collected by the funds are due and payable to the General Fund. Subsequent to the balance sheet date, the balances of the routine interfund receivables and payables were refunded.

Non-Routine Interfund Payable

During the fiscal year ended November 30, 2017, the County General Fund incurred a material interfund payable due to the Special County Bridge Fund in the amount of \$450,000. The interfund payable was incurred to enable the County General Fund to meet its cash flow obligations at the time, inclusive of payroll obligations. As of November 30, 2017, the balance on this internal fund borrowing was \$450,000.

Transactions between funds are representative of lending/borrowing arrangements and are required to be reimbursed by the respective fund. All interfund transactions between governmental funds and internal service funds are eliminated on the government-wide statements.

**NOTE L - Facility Maintenance**

Per the Provisions of the Illinois Compiled Statutes, the Franklin County Sheriff provides for the maintenance of all Franklin County facilities, inclusive of the Franklin County Jail.



**FRANKLIN COUNTY, ILLINOIS**  
Notes to Basic Financial Statements-Continued  
November 30, 2017

**NOTE M - Risk Management**

Significant losses are covered by commercial insurance for all major programs: property, liability, and workers compensation. During the year ended November 30, 2017, there were no significant reductions in coverage. Also, there have been no settlement amounts which have exceeded insurance coverage in the past three years.

**NOTE N - Interfund Operating Transfers**

Transfers are used to (1) move revenues from the fund that statute or budget requires to collect them to the fund that statute or budget requires to expend them, (2) move receipts restricted to debt service from the funds collecting the receipts to the debt service fund as debt service payments become due, and (3) use unrestricted revenues collected in the general fund to finance various programs accounted for in the other funds in accordance with budgetary authorizations.

The following offices collect fees, deposit them daily into fee accounts held by the office holder and subsequently turn over all fees collected to the County General Fund:

Circuit Clerk, County Clerk, Sheriff, and State's Attorney.

Individual fund operating transfers for the fiscal year ended November 30, 2017, were as follows:

<u>Fund</u>	<u>Transfer In</u>	<u>Transfer Out</u>
<i>Governmental Activities:</i>		
General Fund	(d) \$ 82,300	(e) \$ 15,796
	(c) 5,545	(d) 12,000
	(d) 9,294	
	(c) 25,692	
	(d) 48,136	
	(d) 17,000	
	(b) <u>450,000</u>	
	\$ 637,967	\$ 27,796
Juvenile Detention Center Fund		(d) \$ 82,300
		(a) <u>470,184</u>
Total Juvenile Detention Center Fund		\$ 552,484
Police Fund		(c) 5,545
Geographic Information System Fund		(d) 9,294
Sex Offender Fund		(c) 3,000
DUI Enforcement Fund		(c) 12,024
Sheriff County Forfeiture Fund		(c) 10,668
Animal Control Fund		(d) \$ 48,136
		(d) <u>3,750</u>
Total Animal Control Fund		\$ 51,886

**FRANKLIN COUNTY, ILLINOIS**  
Notes to Basic Financial Statements-Continued  
November 30, 2017

**NOTE N - Interfund Operating Transfers – concluded**

Fund	Transfer In	Transfer Out
Indemnity Fund		(d) 17,000
2013 Certificate and Interest Fund	(e) 15,796	
Recycling Fund	(d) 12,000	
Fire Animal Construction Fund	(d) 3,750	
Payroll Withholding Fund	(d) 53,675	
Insurance Fund		(d) 53,675
Special County Bridge Fund		(b) 450,000
Court Security Fund		(a) 38,030
Court Document Storage Fund		(a) 16,988
County Highway Fund	(f) 525,000	(a) 306,521
County MFT Fund		(f) 525,000
Joint Bridge Fund		(a) 15,841
Hazardous Material Grant Fund		(a) 5,049
State's Attorney Anti-Crime Fund		(a) 8,037
Fringe Benefit Fund	(a) <u>860,650</u>	<u>                    </u>
<i>Total Governmental Activities</i>		
<i>Operating Transfers</i>	\$ 2,108,838	\$ 2,108,838
Add: Government-Wide Transfer	<u>926,033</u>	<u>                    </u>
Total Reporting Entity Transfers	<u>\$ 3,034,871</u>	<u>\$ 2,108,838</u>
Net Total Reporting Entity Transfers	\$ 929,033	

The government-wide transfer of \$926,033 is required in order to present the IMRF obligations and contributions on the face of the government-wide financial statements.

The purpose of the transfer of funds are highlighted below:

- (a) To transfer funds for employee fringe benefits.
- (b) To transfer funds for the renewal of the interfund payable.
- (c) To transfer funds for purchase of Dodge Ram vehicle for Sheriff's Department.
- (d) To transfer funds for operating expenses and fees collected.
- (e) To transfer funds for debt payments.
- (f) To transfer funds for County Highway projects and operating expenses.

**NOTE O - Federal and State Grants**

In the normal course of operations, the County receives grant funds from various federal and state agencies. The grant programs are subject to audit by agents of the granting authority, the purpose of which is to ensure compliance with conditions precedent to the grant of funds. Any liability for reimbursement that may arise as the result of these audits is not believed to be material.

**FRANKLIN COUNTY, ILLINOIS**  
Notes to Basic Financial Statements-Continued  
November 30, 2017

**NOTE P - Uncertainties & Contingencies**

The County has received funding from state and federal grants in the current and prior years which are subject to audits by the granting agencies. The board of commissioners believes any adjustments that may arise from those audits will be insignificant to county operations.

The County is a defendant in a number of legal actions. While the final outcome cannot be determined at this time, the County is of the opinion that the ultimate liability, if any, from the final resolution of these matters will not have a material effect on the County's financial statements.

**NOTE Q - Economic Dependence**

Franklin County, Illinois is fiscally dependent on funding from Federal and State of Illinois sources. Due to the State of Illinois' financial constraints, state payment delays or eliminations are possible for the fiscal year ending November 30, 2018. Changes in the amounts received, or timing of the amounts received, from the State of Illinois, could result in cash flow problems for Franklin County, Illinois, and may require budget amendments and cuts of services.

**NOTE R - Fund Equity**

At November 30, 2017, the following funds had a deficit in the fund balance or net position:

Court Security Fund  
Recording and Computer Fund  
Transportation Grant Fund  
Child Support Fund  
Hazardous Material Grant Fund  
Fire Construction Grant  
State's Attorney Records Automation

**NOTE S - Encumbrances**

The County does not use encumbrance accounting, in which purchase orders, contracts, and other commitments for the expenditures of funds are recorded in order to reserve that portion of the applicable appropriation. Therefore, no amounts for encumbrances are reported in the basic financial statements.

**NOTE T - Rent Expense**

The Franklin County Highway Department encounters rent income and expense between the various funds it maintains. Generally, the County Highway Fund has purchased equipment and provides the funding for payroll and fringe benefits during the year. The other funds, such as Motor Fuel Tax, that incur projects during the year and utilize the equipment and manpower paid for by the County Highway Fund will reimburse the County Highway Fund for these expenses. These transactions have been disclosed in the financial statements as operating transfers in and out. For the fiscal year ended November 30, 2017, the County Highway Fund received \$525,000 in rent income from other highway funds that has been disclosed in the financial statements as transfers in from other funds.

**FRANKLIN COUNTY, ILLINOIS**  
Notes to Basic Financial Statements-Concluded  
November 30, 2017

**NOTE U - Post Employment Benefits**

In addition to the pension benefits described in Note C, the County provides post-employment benefit options for healthcare, life insurance, and dental insurance to eligible retirees, terminated employees, and their dependents. The benefits are provided in accordance with County ordinances, collective bargaining agreements, and the Consolidated Omnibus Budget Reconciliation Act of 1985 (COBRA). The criteria to determine eligibility include: years of service, employee age, disability due to line of duty, and whether the employee has vested in the respective retirement plan. The County funds the benefits on a pay-as-you-go basis. Eligible employees are required to pay set premiums for all or a portion of the cost with the County recognized for post-employment benefits. Expenses for post-retirement benefits are recognized as eligible employee claims. For a detailed description of the Plan's provisions, participants should consult the plan agreement.

**NOTE V – Subsequent Event**

These financial statements considered subsequent events through May 31, 2018, the date the financial statements were available to be released.

**NOTE W - Prior Period Adjustment**

The fund balance and net position of the County as of December 1, 2016 has been increased by \$744,192 and \$1,005,551, respectively, in the governmental funds and \$4,358 in the fiduciary funds for prior period adjustments as detailed below. The adjustments had no effect on the change in net position for the current year.

	Governmental Funds	Fiduciary Funds
	_____	_____
<b>Prior Period Adjustments:</b>		
Property Tax Receivable	\$ 588,231	\$ 0
Investments	(7,766)	0
Intergovernmental Receivable	144,856	0
Accrued Expenses and Accounts Payable	56,800	2,250
Interfund Receivables and Payables	15,580	2,108
Prepaid Expenses	(53,509)	0
Prior Period Adjustments (Fund Balance)	\$ 744,192	\$ 4,358
Long-term Debt	35,000	0
Capital Assets	381,230	0
Deferred Inflow of Resources	(154,871)	0
Total Prior Period Adjustments (Net Position)	<u>\$ 1,005,551</u>	<u>\$ 4,358</u>

**REQUIRED SUPPLEMENTARY INFORMATION**

**FRANKLIN COUNTY, ILLINOIS**  
Illinois Municipal Retirement Fund - Schedule of Funding Progress  
November 30, 2017

**COUNTY REGULAR EMPLOYEES**

Actuarial Valuation Date	Actuarial Value of Assets (a)	Actuarial Accrued Liability (AAL) Entry Age (b)	Unfunded AAL (UAAL) (b-a)	Funded Ratio (a/b)	Covered Payroll (c)	UAAL as a Percentage of Covered Payroll [(b-a)/c]
12/31/17	\$ 14,079,914	\$ 16,276,873	\$ 2,196,959	86.50%	\$ 6,426,640	34.19%
12/31/16	\$ 12,927,920	\$ 16,530,674	\$ 3,602,754	78.21%	\$ 6,410,891	56.20%
12/31/15	\$ 12,009,866	\$ 15,367,945	\$ 3,358,079	78.15%	\$ 5,438,427	61.75%

On a market value basis, the actuarial value of assets as of December 31, 2017 is \$15,547,696. On a market basis, the funded ratio would be 95.52%.

The actuarial value of assets and accrued liability cover active and inactive members who have service credit with Franklin County. They do not include amounts for retirees. The actuarial accrued liability for retirees is 100% funded.

**COUNTY SHERIFF'S LAW ENFORCEMENT PERSONNEL**

Actuarial Valuation Date	Actuarial Value of Assets (a)	Actuarial Accrued Liability (AAL) Entry Age (b)	Unfunded AAL (UAAL) (b-a)	Funded Ratio (a/b)	Covered Payroll (c)	UAAL as a Percentage of Covered Payroll [(b-a)/c]
12/31/17	\$ 3,765,213	\$ 3,967,313	\$ 202,100	94.91%	\$ 830,827	24.33%
12/31/16	\$ 3,643,949	\$ 4,511,014	\$ 867,065	80.78%	\$ 854,862	101.43%
12/31/15	\$ 2,977,482	\$ 4,184,076	\$ 1,206,594	71.16%	\$ 854,100	141.27%

On a market value basis, the actuarial value of assets as of December 31, 2017 is \$4,197,278. On a market basis, the funded ratio would be 105.80%.

The actuarial value of assets and accrued liability cover active and inactive members who have service credit with Franklin County. They do not include amounts for retirees. The actuarial accrued liability for retirees is 100% funded.

See accompanying notes to required supplementary information.

**FRANKLIN COUNTY, ILLINOIS**  
**IMRE - Multiyear Schedule of Changes in Net Pension Liability and Related Ratios**  
 November 30, 2017  
**REGULAR PLAN MEMBERS**

Last 10 Calendar Years  
 (Schedule to be built prospectively from 2014)

Calendar Year Ending December 31,	2017	2016	2015	2014	2013	2012	2011	2010	2009	2008
<b>Total Pension Liability</b>	\$ 680,430	\$ 573,230	\$ 552,119	\$ 593,389						
Service Cost	2,086,461	1,933,711	1,790,919	1,671,896						
Interest on the Total Pension Liability										
Benefit Changes	(441,039)	605,438	624,221	(450,094)						
Difference Between Expected and Actual Experience	(890,659)	(71,943)	68,170	782,670						
Assumption Changes	(1,135,368)	(1,117,247)	(1,029,051)	(951,457)						
Benefit Payments and Refunds	299,825	1,923,189	2,006,378	1,646,404						
<b>Net Change in Total Pension Liability</b>	28,046,948	26,123,759	24,117,381	22,470,977						
<b>Total Pension Liability-Beginning</b>	\$ 28,346,773	\$ 28,046,948	\$ 26,123,759	\$ 24,117,381						
<b>Total Pension Liability-Ending (a)</b>										
<b>Plan Fiduciary Net Position</b>	\$ 750,351	\$ 690,648	\$ 586,993	\$ 576,962						
Employer Contributions	290,828	287,176	246,914	241,371						
Employee Contributions	4,101,016	1,529,149	1,111,492	1,327,417						
Pension Plan Net Investment Income	(1,135,368)	(1,117,247)	(1,029,051)	(951,457)						
Benefit Payments and Refunds	(472,393)	364,792	(243,625)	(625,833)						
Other	3,534,434	1,754,518	(329,277)	568,460						
<b>Net Change in Plan Fiduciary Net Position</b>	23,821,190	22,066,672	22,395,949	21,827,489						
<b>Plan Fiduciary Net Position-Beginning</b>	\$ 27,355,624	\$ 23,821,190	\$ 22,066,672	\$ 22,395,949						
<b>Plan Fiduciary Net Position-Ending (b)</b>										
<b>Net Pension Liability/(Asset) - Ending (a-b)</b>	\$ 991,149	\$ 4,225,758	\$ 4,057,087	\$ 1,721,432						
<b>Plan Fiduciary Net Position as a Percentage of Total Pension Liability</b>	96.50%	84.93%	84.47%	92.86%						
<b>Covered Valuation Payroll</b>	\$ 6,426,040	\$ 6,410,891	\$ 5,438,427	\$ 5,076,337						
<b>Net Pension Liability as a Percentage of Covered Valuation Payroll</b>	15.42%	65.92%	74.60%	33.91%						

See accompanying notes to required supplementary information.

**FRANKLIN COUNTY, ILLINOIS**  
**IMRF - Multiyear Schedule of Changes in Net Pension Liability and Related Ratios - Concluded**  
 November 30, 2017  
**SLEP PLAN MEMBERS**

	2017	2016	2015	2014	2013	2012	2011	2010	2009	2008
(Schedule to be built prospectively from 2014)										
Last 10 Calendar Years										
Calendar Year Ending December 31,										
<b>Total Pension Liability</b>	\$ 159,748	\$ 163,807	\$ 151,846	\$ 141,194						
Service Cost	598,339	578,810	554,999	519,253						
Interest on the Total Pension Liability										
Benefit Changes	(337,364)	(156,886)	(124,520)	(17,324)						
Difference Between Expected and Actual Experience	(108,812)	(30,456)	29,732	97,505						
Assumption Changes	(382,114)	(265,584)	(273,551)	(265,124)						
Benefit Payments and Refunds	(70,203)	289,691	338,506	475,504						
<b>Net Change in Total Pension Liability</b>	8,089,038	7,799,347	7,460,841	6,985,337						
<b>Total Pension Liability-Ending (a)</b>	<u>\$ 8,018,835</u>	<u>\$ 8,089,038</u>	<u>\$ 7,799,347</u>	<u>\$ 7,460,841</u>						
<b>Plan Fiduciary Net Position</b>	\$ 173,144	\$ 181,515	\$ 185,169	\$ 171,012						
Employer Contributions	62,312	63,863	64,058	58,725						
Employee Contributions	1,272,126	447,054	32,550	380,227						
Pension Plan Net Investment Income	(382,114)	(265,584)	(273,551)	(265,124)						
Benefit Payments and Refunds	(51,026)	270,108	(249,267)	(73,548)						
Other	1,074,442	696,956	(241,041)	271,292						
<b>Net Change in Plan Fiduciary Net Position</b>	6,978,127	6,281,171	6,522,212	6,250,920						
<b>Plan Fiduciary Net Position-Beginning</b>	<u>\$ 8,052,569</u>	<u>\$ 6,978,127</u>	<u>\$ 6,281,171</u>	<u>\$ 6,522,212</u>						
<b>Plan Fiduciary Net Position-Ending (b)</b>	<u>\$ (33,734)</u>	<u>\$ 1,110,911</u>	<u>\$ 1,518,176</u>	<u>\$ 938,629</u>						
<b>Net Pension Liability/(Asset) - Ending (a-b)</b>										
<b>Plan Fiduciary Net Position as a Percentage of Total Pension Liability</b>	100.42%	86.27%	80.53%	87.42%						
<b>Covered Valuation Payroll</b>	\$ 830,827	\$ 854,862	\$ 854,100	\$ 789,379						
<b>Net Pension Liability as a Percentage of Covered Valuation Payroll</b>	-4.06%	129.95%	177.75%	118.91%						

See accompanying notes to required supplementary information.



**FRANKLIN COUNTY, ILLINOIS**  
**IMRF - Multiyear Schedule of Contributions**  
November 30, 2017

**REGULAR PLAN MEMBERS**  
Last 10 Calendar Years

Calendar Year Ending December 31,	Actuarially Determined Contribution	Actual Contribution	Contribution Deficiency (Excess)	Covered Valuation Payroll	Actual Contribution as a % of Covered Valuation Payroll
2014	\$ 547,229	\$ 576,962	\$ (29,733)	\$ 5,076,337	11.37%
2015	583,543	586,993	(3,450)	5,438,427	10.79%
2016	693,658	690,648	3,010	6,410,891	10.77%
2017	733,922	750,351	(16,429)	6,426,640	11.68%
2018	-	-	-	-	-
2019	-	-	-	-	-
2020	-	-	-	-	-
2021	-	-	-	-	-
2022	-	-	-	-	-
2023	-	-	-	-	-

**SLEP PLAN MEMBERS**  
Last 10 Calendar Years

Calendar Year Ending December 31,	Actuarially Determined Contribution	Actual Contribution	Contribution Deficiency (Excess)	Covered Valuation Payroll	Actual Contribution as a % of Covered Valuation Payroll
2014	\$ 172,400	\$ 171,012	\$ 1,388	\$ 789,379	21.66%
2015	185,169	185,169	-	854,100	21.68%
2016	182,257	181,515	742	854,862	21.23%
2017	173,144	173,144	-	830,827	20.84%
2018	-	-	-	-	-
2019	-	-	-	-	-
2020	-	-	-	-	-
2021	-	-	-	-	-
2022	-	-	-	-	-
2023	-	-	-	-	-

See accompanying notes to required supplementary information.

**FRANKLIN COUNTY, ILLINOIS**  
Schedule of Revenues, Expenditures, and Changes in Fund Balance  
Original Budget, Final Budget, and Actual  
**GENERAL FUND**  
November 30, 2017

	Original Budget	Final Budget	Actual	Variance With Final Budget Positive or (Negative)
<b>REVENUES</b>				
Taxes				
Property Taxes	\$ 1,491,200	\$ 1,491,200	\$ 1,371,465	\$ (119,735)
Property Tax Penalties	-	-	198,545	198,545
Payment in Lieu of Taxes	390,000	390,000	361,545	(28,455)
Intergovernmental				
Sales Tax	915,000	915,000	908,482	(6,518)
Income Tax	1,365,000	1,365,000	1,214,595	(150,405)
Gaming Tax	18,000	18,000	17,216	(784)
Personal Property Replacement Tax	225,000	225,000	237,392	12,392
Use Tax	270,000	270,000	316,794	46,794
State's Attorney Salary Reimbursement	144,000	144,000	144,677	677
Assessor's Salary Reimbursement	30,500	30,500	31,352	852
Public Defender Salary Reimbursement	63,650	63,650	63,327	(323)
Election Reimbursement	15,000	15,000	15,750	750
Emergency Management Reimbursement	24,000	24,000	6,083	(17,917)
Police Training Reimbursement	6,500	6,500	3,261	(3,239)
SSA Collection	4,000	4,000	14,990	10,990
Violent Services Reimbursement Grant	12,000	12,000	7,515	(4,485)
Charges for Services				
County Clerk Fees	325,000	325,000	347,078	22,078
Sheriff Fees	213,000	213,000	219,894	6,894
Circuit Clerk-Clerk Fees	334,000	334,000	325,366	(8,634)
Circuit Clerk-Clerk Fines	410,000	410,000	460,147	50,147
Circuit Clerk-Jail Fees	4,600	4,600	3,462	(1,138)
Circuit Clerk-Arrestee Medical Cost Fees	11,000	11,000	8,153	(2,847)
Court Fund Fees	38,000	38,000	44,061	6,061
State's Attorney Fees	37,000	37,000	45,315	8,315
County Treasurer Fees	16,000	16,000	38,964	22,964
Supervisor of Assessment Fees	2,000	2,000	1,640	(360)
Animal Control Fees	50,000	50,000	44,641	(5,359)
Animal Shelter Fees	16,000	16,000	14,200	(1,800)
Liquor License	8,000	8,000	5,790	(2,210)
Franchise Fees	13,000	13,000	14,852	1,852
Federal Detention Services	95,000	95,000	175,480	80,480
Building Permits	2,000	2,000	2,500	500
Second Circuit Administration Fee	12,000	12,000	12,000	-
Interest on Investments	4,000	4,000	2,792	(1,208)

See accompanying notes to required supplementary information.

**FRANKLIN COUNTY, ILLINOIS**  
**Schedule of Revenues, Expenditures, and Changes in Fund Balance**  
**Original Budget, Final Budget, and Actual**  
**GENERAL FUND - CONCLUDED**  
**November 30, 2017**

	Original Budget	Final Budget	Actual	Variance With Final Budget Positive or (Negative)
<b>REVENUES - Concluded</b>				
All Other				
Refunds	1,000	1,000	583	(417)
Miscellaneous	160,000	160,000	3,962	(156,038)
Insurance Reimbursements	15,000	15,000	40,504	25,504
Restitution Medical Expense Reimbursements	2,500	2,500	9,624	7,124
Flood Control	-	-	41,698	41,698
Reimbursements-Gas and Transportation	4,500	4,500	3,824	(676)
Reimbursements-Inmate Phone	-	-	2,435	2,435
Supt of Schools Reimbursement	60,000	60,000	28,518	(31,482)
Corps of Eng & RI Patrol	35,000	35,000	37,868	2,868
Reimbursements 911	156,000	156,000	140,698	(15,302)
Reimbursements States Atty Violent Services	53,000	53,000	53,846	846
Dispatcher Village of Royalton	20,000	20,000	20,000	-
Dispatcher Thompsonville	1,200	1,200	1,200	-
Dispatcher ENFPD	1,200	1,200	1,200	-
Dispatcher Ewing	100	100	1,100	1,000
<b>TOTAL REVENUES</b>	<u>7,073,950</u>	<u>7,073,950</u>	<u>7,066,384</u>	<u>(7,566)</u>
<b>TOTAL EXPENDITURES</b>	<u>7,620,050</u>	<u>7,620,050</u>	<u>7,869,938</u>	<u>(249,888)</u>
Excess (Deficiency) of Revenues Over Expenditures	<u>(546,100)</u>	<u>(546,100)</u>	<u>(803,554)</u>	<u>(257,454)</u>
<b>OTHER FINANCING SOURCES (USES)</b>				
Operating Transfers In	600,100	600,100	637,967	37,867
Operating Transfers Out	(54,000)	(54,000)	(27,796)	26,204
<b>TOTAL OTHER FINANCING SOURCES (USES)</b>	<u>546,100</u>	<u>546,100</u>	<u>610,171</u>	<u>64,071</u>
Net Change in Fund Balance	<u>\$ -</u>	<u>\$ -</u>	<u>(193,383)</u>	<u>\$ (193,383)</u>
Fund Balance - Beginning of Year			(305,852)	
Prior Period Adjustment, See Note W			<u>(199,093)</u>	
Fund Balance - End of Year			<u>\$ (698,328)</u>	

See accompanying notes to required supplementary information.

**FRANKLIN COUNTY, ILLINOIS**

Schedule of Expenditures - Original Budget, Final Budget, and Actual

GENERAL FUND  
November 30, 2017

	Original Budget	Final Budget	Actual	Variance With Final Budget Positive or (Negative)
<b>GENERAL GOVERNMENT</b>				
<b>County Clerk</b>				
<i>Current:</i>				
Salary Elected Official	\$ 62,703	\$ 62,703	\$ 62,930	\$ (227)
Salary Full Time	127,000	127,000	129,898	(2,898)
Salary Part Time/Overtime	3,000	3,000	2,310	690
Register Birth & Death	500	500	331	169
Revenue Stamps	60,000	60,000	64,976	(4,976)
Restoration of Records	1,000	1,000	973	27
Office Supplies	12,000	12,000	8,503	3,497
<i>Capital Outlay</i>	-	-	-	-
<b>Total County Clerk</b>	<b>266,203</b>	<b>266,203</b>	<b>269,921</b>	<b>(3,718)</b>
<b>County Treasurer and Collector</b>				
<i>Current:</i>				
Salary Elected Official	62,703	62,703	62,792	(89)
Salary Full Time	112,200	112,200	105,552	6,648
Salary Part Time/Overtime	10,000	10,000	7,579	2,421
Publication and Printing	10,000	10,000	14,699	(4,699)
Office Supplies and Equipment	3,000	3,000	4,173	(1,173)
<i>Capital Outlay</i>	-	-	-	-
<b>Total County Treasurer and Collector</b>	<b>197,903</b>	<b>197,903</b>	<b>194,795</b>	<b>3,108</b>
<b>County Assessor</b>				
<i>Current:</i>				
Salary Appointed Official	62,703	62,703	62,944	(241)
Salary Full Time	101,000	101,000	101,154	(154)
Salary Part Time/Overtime	-	-	-	-
Publication and Printing	3,800	3,800	1,308	2,492
Office Supplies and Equipment	3,000	3,000	4,121	(1,121)
<i>Capital Outlay</i>	-	-	-	-
<b>Total County Assessor</b>	<b>170,503</b>	<b>170,503</b>	<b>169,527</b>	<b>976</b>
<b>County Board</b>				
<i>Current:</i>				
Salary Board Chairman	13,200	13,200	13,200	-
Per Diem Salary Board Member	57,600	57,600	57,925	(325)
County Board Secretary	31,400	31,400	30,484	916
Expenses Chairman	3,600	3,600	3,614	(14)
Publication and Printing	3,000	3,000	1,862	1,138
Office Supplies	2,000	2,000	1,662	338
Miscellaneous	1,000	1,000	600	400
<i>Capital Outlay</i>	-	-	-	-
<b>Total County Board</b>	<b>111,800</b>	<b>111,800</b>	<b>109,347</b>	<b>2,453</b>

See accompanying notes to required supplementary information.

**FRANKLIN COUNTY, ILLINOIS**  
Schedule of Expenditures - Original Budget, Final Budget, and Actual  
**GENERAL FUND-CONTINUED**  
November 30, 2017

<b>GENERAL GOVERNMENT - Continued</b>	Original Budget	Final Budget	Actual	Variance With Final Budget Positive or (Negative)
<b>Court House and Government Building</b>				
<i>Current:</i>				
Salary Janitor	33,600	33,600	34,723	(1,123)
Salary Part Time/Probation/State's Atty	13,500	13,500	13,191	309
Maintenance Building/County Building	500	500	115	385
Maintenance Building/Court House	35,000	35,000	30,647	4,353
Maintenance Building/Jail	60,000	60,000	54,099	5,901
Maintenance Equipment/Jail	25,000	25,000	52,935	(27,935)
Maintenance Equipment/Court House	2,000	2,000	-	2,000
Maintenance Probation/States Attorney	-	-	2,578	(2,578)
Telephone	35,000	35,000	38,433	(3,433)
Electric and Gas	118,000	118,000	125,583	(7,583)
Water	28,000	28,000	31,267	(3,267)
Pest Control	7,500	7,500	6,707	793
Janitorial Service/Jail	10,000	10,000	10,907	(907)
Janitorial Service/County Building	9,900	9,900	12,488	(2,588)
Sanitation	7,500	7,500	12,092	(4,592)
Operating Supplies/County Building	2,500	2,500	2,113	387
Operating Supplies/Court House	3,800	3,800	2,721	1,079
Operating Supplies/Jail	25,000	25,000	27,494	(2,494)
Operating Supplies/Kitchen	15,000	15,000	28,627	(13,627)
Operating Supplies/Probation & States Attorney	2,600	2,600	-	2,600
<i>Capital Outlay</i>	-	-	8,310	(8,310)
<b>Total Court House and Government Building</b>	<b>434,400</b>	<b>434,400</b>	<b>495,030</b>	<b>(60,630)</b>
<b>Election</b>				
<i>Current:</i>				
Salary Full Time	66,132	66,132	64,154	1,978
Salary Part Time	22,000	22,000	24,555	(2,555)
Salary Election Judges	22,250	22,250	22,003	247
Travel Election Judges	1,900	1,900	1,759	141
Publication and Printing	60,000	60,000	56,098	3,902
Poll Preparation	2,000	2,000	1,075	925
Optical Scan Voting System	30,000	30,000	25,121	4,879
Office Supplies	5,000	5,000	2,664	2,336
New Voter Registration Software	10,000	10,000	1,500	8,500
<i>Capital Outlay</i>	-	-	1,984	(1,984)
<b>Total Election</b>	<b>219,282</b>	<b>219,282</b>	<b>200,913</b>	<b>18,369</b>
<b>Board of Review</b>				
<i>Current:</i>				
Salary Appointed Officials	13,300	13,300	14,403	(1,103)
<i>Capital Outlay</i>	-	-	-	-
<b>Total Board of Review</b>	<b>13,300</b>	<b>13,300</b>	<b>14,403</b>	<b>(1,103)</b>

See accompanying notes to required supplementary information.

**FRANKLIN COUNTY, ILLINOIS**  
Schedule of Expenditures - Original Budget, Final Budget, and Actual  
**GENERAL FUND-CONTINUED**  
November 30, 2017

<b>GENERAL GOVERNMENT - Concluded</b>	<u>Original Budget</u>	<u>Final Budget</u>	<u>Actual</u>	<u>Variance With Final Budget Positive or (Negative)</u>
<b>Superintendent Educational Service Region</b>				
<i>Current:</i>				
Salary Full Time	\$ 74,968	\$ 74,968	\$ 74,618	\$ 350
<b>Total Superintendent Education Service Region</b>	<u>74,968</u>	<u>74,968</u>	<u>74,618</u>	<u>350</u>
<b>General County</b>				
<i>Current:</i>				
Salary 911	132,000	132,000	129,027	2,973
Salary 911 Part Time	24,000	24,000	11,670	12,330
Sick and Vacation Pay	30,000	30,000	61,001	(31,001)
Hospitalization Insurance	835,000	835,000	892,207	(57,207)
Postage	57,500	57,500	54,830	2,670
Accounting Services	55,000	55,000	70,583	(15,583)
Computer, Phone, Internet	-	-	280	(280)
Special County Prosecutor	18,000	18,000	13,835	4,165
Computer Maintenance Software Harris	18,000	18,000	18,773	(773)
Computer Maintenance Software Devnet	55,000	55,000	26,870	28,130
Computer Maintenance Hardware	48,000	48,000	43,999	4,001
Computer Supplies	2,000	2,000	1,865	135
Greater Egypt Planning Commission	9,900	9,900	-	9,900
Computer and Website	125	125	125	-
Travel and Training	6,300	6,300	3,117	3,183
Office Supplies	17,500	17,500	12,242	5,258
PPRT and Others	52,000	52,000	402	51,598
Miscellaneous	2,000	2,000	500	1,500
Donations	10,000	10,000	10,000	-
County Highway Payment	450,000	450,000	450,000	-
<i>Capital Outlay</i>	-	-	4,772	(4,772)
<i>Debt Service</i>	-	-	4,695	(4,695)
<b>Total General County</b>	<u>1,822,325</u>	<u>1,822,325</u>	<u>1,810,793</u>	<u>11,532</u>
<b>TOTAL GENERAL GOVERNMENT</b>	<u>\$ 3,310,684</u>	<u>\$ 3,310,684</u>	<u>\$ 3,339,347</u>	<u>\$ (28,663)</u>

See accompanying notes to required supplementary information.

**FRANKLIN COUNTY, ILLINOIS**  
Schedule of Expenditures - Original Budget, Final Budget, and Actual  
**GENERAL FUND-CONTINUED**  
November 30, 2017

	Original Budget	Final Budget	Actual	Variance With Final Budget Positive or (Negative)
<b>PUBLIC SAFETY</b>				
<b>County Sheriff</b>				
<i>Current:</i>				
Salary Elected Officials	\$ 69,196	\$ 69,196	\$ 67,454	\$ 1,742
Salary Full Time	1,769,182	1,769,182	1,838,825	(69,643)
Salary Part Time	77,000	77,000	58,601	18,399
Salary Rend Lake Patrol	24,000	24,000	28,146	(4,146)
Salary Holiday Pay	129,500	129,500	129,926	(426)
Salary Overtime	160,000	160,000	232,387	(72,387)
Maintenance Vehicles	30,000	30,000	41,513	(11,513)
Maintenance Equipment	9,000	9,000	3,879	5,121
Telephone	2,500	2,500	560	1,940
Postage	4,500	4,500	3,954	546
Leads	6,000	6,000	6,673	(673)
Training	18,000	18,000	8,222	9,778
Medical	135,000	135,000	169,839	(34,839)
Housing	80,000	80,000	81,276	(1,276)
Food	200,000	200,000	213,784	(13,784)
Office Supplies	11,000	11,000	6,172	4,828
Gas/Oil	60,000	60,000	45,580	14,420
Operating Supplies	5,000	5,000	2,817	2,183
Bullet Proof Vests	2,000	2,000	-	2,000
Uniforms	27,000	27,000	40,731	(13,731)
Vehicles and Radios	5,000	5,000	1,721	3,279
Inmate Supplies	15,000	15,000	20,293	(5,293)
Facilities Supplies and Equipment	20,000	20,000	19,296	704
Miscellaneous	750	750	852	(102)
Officer Expense-Bonds	3,600	3,600	3,305	295
<i>Capital Outlay</i>	25,000	25,000	26,029	(1,029)
<b>Total County Sheriff</b>	<u>2,888,228</u>	<u>2,888,228</u>	<u>3,051,835</u>	<u>(163,607)</u>
<b>County Coroner</b>				
<i>Current:</i>				
Salary Elected Official	33,475	33,475	30,184	3,291
Salary Part Time	15,000	15,000	22,271	(7,271)
Travel	500	500	350	150
Maintenance Vehicles	-	-	73	(73)
Professional Services	16,000	16,000	25,834	(9,834)
Autopsy - Medical Expense	90,000	90,000	102,629	(12,629)
Office Supplies	-	-	236	(236)
<i>Capital Outlay</i>	-	-	-	-
<b>Total County Coroner</b>	<u>154,975</u>	<u>154,975</u>	<u>181,577</u>	<u>(26,602)</u>

See accompanying notes to required supplementary information.

**FRANKLIN COUNTY, ILLINOIS**  
Schedule of Expenditures - Original Budget, Final Budget, and Actual  
**GENERAL FUND-CONTINUED**  
November 30, 2017

	Original Budget	Final Budget	Actual	Variance With Final Budget Positive or (Negative)
<b>PUBLIC SAFETY - Concluded</b>				
<b>Animal Control</b>				
<i>Current:</i>				
Salary Full Time	63,000	63,000	62,668	332
Salary Part Time	16,500	16,500	15,022	1,478
Overtime	11,000	11,000	9,865	1,135
Maintenance Vehicles	2,500	2,500	1,752	748
Maintenance Pound	2,000	2,000	1,747	253
Telephone	2,000	2,000	2,218	(218)
Professional Services	11,000	11,000	10,972	28
Office Supplies	500	500	1,490	(990)
Gas/Oil	6,000	6,000	3,254	2,746
Operating Supplies	5,000	5,000	5,116	(116)
Uniforms	1,500	1,500	1,493	7
Miscellaneous	-	-	234	(234)
<i>Capital Outlay</i>	-	-	-	-
<b>Total Animal Control</b>	<u>121,000</u>	<u>121,000</u>	<u>115,831</u>	<u>5,169</u>
<b>Emergency Services and Disaster Agency</b>				
<i>Current:</i>				
Salary Appointed Director	35,500	35,500	36,697	(1,197)
Deputy Director	7,400	7,400	7,429	(29)
Maintenance Equipment	4,000	4,000	4,913	(913)
Computer Service/Software	2,000	2,000	928	1,072
Publication and Printing	250	250	132	118
Telecommunications	2,000	2,000	3,643	(1,643)
Training	2,500	2,500	1,239	1,261
Supplies	500	500	631	(131)
Fuel	2,500	2,500	5,369	(2,869)
Office Supplies	1,500	1,500	1,481	19
<i>Capital Outlay</i>	5,250	5,250	7,205	(1,955)
<b>Total Emergency Services and Disaster Agency</b>	<u>63,400</u>	<u>63,400</u>	<u>69,667</u>	<u>(6,267)</u>
<b>TOTAL PUBLIC SAFETY</b>	<u>\$ 3,227,603</u>	<u>\$ 3,227,603</u>	<u>\$ 3,418,910</u>	<u>\$ (191,307)</u>

See accompanying notes to required supplementary information.



**FRANKLIN COUNTY, ILLINOIS**  
Schedule of Expenditures - Original Budget, Final Budget, and Actual  
**GENERAL FUND-CONTINUED**  
November 30, 2017

	Original Budget	Final Budget	Actual	Variance With Final Budget Positive or (Negative)
<b>JUDICIARY AND COURT RELATED</b>				
<b>Circuit Clerk</b>				
<i>Current:</i>				
Salary Elected Official	\$ 62,703	\$ 62,703	\$ 62,930	\$ (227)
Salary Full Time	184,240	184,240	211,307	(27,067)
Salary Part Time/Overtime	1,500	1,500	1,201	299
Office Expense	5,000	5,000	13,071	(8,071)
<i>Capital Outlay</i>	-	-	-	-
<b>Total Circuit Clerk</b>	<u>253,443</u>	<u>253,443</u>	<u>288,509</u>	<u>(35,066)</u>
<b>State's Attorney</b>				
<i>Current:</i>				
Salary Elected Official	166,510	166,510	167,148	(638)
Salary Full Time	93,900	93,900	92,300	1,600
Salary Assistant State's Attorney	170,050	170,050	147,066	22,984
Salary Violent Crime	53,400	53,400	53,568	(168)
Salary Violent Crime Advocate	12,150	12,150	10,300	1,850
Salary Secretary/Overtime	-	-	498	(498)
Publication and Printing	1,000	1,000	687	313
Medical Expert Witness Fee	10,000	10,000	6,180	3,820
Computer Fees	2,000	2,000	1,407	593
Appellate Project	15,000	15,000	15,000	-
Transcript Service	10,000	10,000	11,251	(1,251)
Office Supplies	10,000	10,000	17,240	(7,240)
<i>Capital Outlay</i>	-	-	626	(626)
<b>Total State's Attorney</b>	<u>544,010</u>	<u>544,010</u>	<u>523,271</u>	<u>20,739</u>
<b>Public Defender</b>				
<i>Current:</i>				
Salary Appointed Official	95,000	95,000	95,365	(365)
Salary Part Time	-	-	-	-
Assistant Public Defender	40,000	40,000	46,667	(6,667)
Medical Witness Fees	10,000	10,000	3,500	6,500
Office Expense	-	-	160	(160)
<i>Capital Outlay</i>	-	-	-	-
<b>Total Public Defender</b>	<u>145,000</u>	<u>145,000</u>	<u>145,692</u>	<u>(692)</u>
<b>Probation Office</b>				
<i>Current:</i>				
Reimburse Franklin County	36,000	36,000	74,266	(38,266)
<i>Capital Outlay</i>	-	-	-	-
<b>Total Probation Office</b>	<u>36,000</u>	<u>36,000</u>	<u>74,266</u>	<u>(38,266)</u>

See accompanying notes to required supplementary information.

**FRANKLIN COUNTY, ILLINOIS**  
Schedule of Expenditures - Original Budget, Final Budget, and Actual  
**GENERAL FUND-CONCLUDED**  
November 30, 2017

<b>JUDICIARY AND COURT RELATED - Conclude</b>	Original Budget	Final Budget	Actual	Variance With Final Budget Positive or (Negative)
<b>Circuit Court</b>				
<i>Current:</i>				
Salary Judges	8,500	8,500	6,227	2,273
Salary Jurors	9,000	9,000	4,045	4,955
Publication and Printing	1,000	1,000	371	629
Court Appointed Attorney Fees	50,000	50,000	53,804	(3,804)
Court Ordered Transcripts	4,000	4,000	3,638	362
Meals - Jurors	4,000	4,000	-	4,000
Office Supplies	6,000	6,000	2,705	3,295
Capital Outlay	-	-	-	-
<b>Total Circuit Court Expenses</b>	<u>82,500</u>	<u>82,500</u>	<u>70,790</u>	<u>11,710</u>
<b>TOTAL JUDICIARY AND COURT RELATED</b>	<u>\$ 1,060,953</u>	<u>\$ 1,060,953</u>	<u>\$ 1,102,528</u>	<u>\$ (41,575)</u>
<b>CONTINGENCY</b>				
<i>Current:</i>				
Contingency Expense	<u>\$ 20,810</u>	<u>\$ 20,810</u>	<u>\$ 9,153</u>	<u>\$ 11,657</u>
<b>TOTAL CONTINGENCY</b>	<u>\$ 20,810</u>	<u>\$ 20,810</u>	<u>\$ 9,153</u>	<u>\$ 11,657</u>
<b>TOTAL GENERAL FUND</b>	<u>\$ 7,620,050</u>	<u>\$ 7,620,050</u>	<u>\$ 7,869,938</u>	<u>\$ (249,888)</u>

See accompanying notes to required supplementary information.

**FRANKLIN COUNTY, ILLINOIS**  
Schedule of Revenues, Expenditures, and Changes in Fund Balance  
Original Budget, Final Budget, and Actual  
**SPECIAL COUNTY BRIDGE FUND**  
November 30, 2017

	Original Budget	Final Budget	Actual	Variance With Final Budget Positive or (Negative)
<b>REVENUES</b>				
Interest on Investments	\$ 2,000	\$ 2,000	\$ 2,129	\$ 129
All Other				
Reimbursement for Expenditures	510,000	510,000	633,253	123,253
Miscellaneous	-	-	-	-
<b>TOTAL REVENUES</b>	512,000	512,000	635,382	123,382
<b>EXPENDITURES</b>				
<i>Current:</i>				
Transportation	710,000	710,000	361,466	348,534
<i>Capital Outlay</i>	475,000	475,000	51,199	423,801
<b>TOTAL EXPENDITURES</b>	1,185,000	1,185,000	412,665	772,335
Excess (Deficiency) of Revenues Over Expenditures	(673,000)	(673,000)	222,717	895,717
<b>OTHER FINANCING SOURCES (USES)</b>				
Operating Transfer In	-	-	-	-
Operating Transfer Out	(450,000)	(450,000)	(450,000)	-
<b>TOTAL OTHER FINANCING SOURCES (USES)</b>	(450,000)	(450,000)	(450,000)	-
Net Change in Fund Balance	\$ (1,123,000)	\$ (1,123,000)	(227,283)	\$ 895,717
Fund Balance - Beginning of Year			1,580,104	
Prior Period Adjustment, See Note W			(4,418)	
Fund Balance - End of Year			\$ 1,348,403	

See accompanying notes to required supplementary information.

**FRANKLIN COUNTY, ILLINOIS**  
Schedule of Revenues, Expenditures, and Changes in Fund Balance  
Original Budget, Final Budget, and Actual  
**MOTOR FUEL TAX FUND**  
November 30, 2017

	<u>Original Budget</u>	<u>Final Budget</u>	<u>Actual</u>	<u>Variance With Final Budget Positive or (Negative)</u>
<b>REVENUES</b>				
Intergovernmental				
Motor Fuel Tax Allotments	\$ 750,000	\$ 750,000	\$ 604,760	\$ (145,240)
Interest on Investments	3,000	3,000	3,330	330
All Other				
Reimbursements	-	-	52,550	52,550
<b>TOTAL REVENUES</b>	<u>753,000</u>	<u>753,000</u>	<u>660,640</u>	<u>(92,360)</u>
<b>EXPENDITURES</b>				
<i>Current:</i>				
Transportation	1,086,000	1,086,000	301,536	784,464
<i>Capital Outlay</i>	100,000	100,000	-	100,000
<b>TOTAL EXPENDITURES</b>	<u>1,186,000</u>	<u>1,186,000</u>	<u>301,536</u>	<u>884,464</u>
Excess (Deficiency) of Revenues Over Expenditures	<u>(433,000)</u>	<u>(433,000)</u>	<u>359,104</u>	<u>792,104</u>
<b>OTHER FINANCING SOURCES (USES)</b>				
Operating Transfer In	-	-	-	-
Operating Transfer Out	-	-	(525,000)	(525,000)
<b>TOTAL OTHER FINANCING SOURCES (USES)</b>	<u>-</u>	<u>-</u>	<u>(525,000)</u>	<u>(525,000)</u>
Net Change in Fund Balance	<u>\$ (433,000)</u>	<u>\$ (433,000)</u>	<u>(165,896)</u>	<u>\$ 267,104</u>
Fund Balance - Beginning of Year			1,122,724	
Prior Period Adjustment, See Note W			<u>(18,306)</u>	
Fund Balance - End of Year			<u>\$ 938,522</u>	

See accompanying notes to required supplementary information.

**FRANKLIN COUNTY, ILLINOIS**  
Schedule of Revenues, Expenditures, and Changes in Fund Balance  
Original Budget, Final Budget, and Actual  
**FEDERAL AID MATCHING FUND**  
November 30, 2017

	Original Budget	Final Budget	Actual	Variance With Final Budget Positive or (Negative)
<b>REVENUES</b>				
Taxes				
Property Taxes	\$ 155,000	\$ 155,000	\$ 149,782	\$ (5,218)
Interest on Investments	3,000	3,000	2,681	(319)
Other	35,000	35,000	23,441	(11,559)
<b>TOTAL REVENUES</b>	<u>193,000</u>	<u>193,000</u>	<u>175,904</u>	<u>(17,096)</u>
<b>EXPENDITURES</b>				
<i>Current:</i>				
Transportation	205,000	205,000	29,428	175,572
<i>Capital Outlay</i>	800,000	800,000	187,162	612,838
<b>TOTAL EXPENDITURES</b>	<u>1,005,000</u>	<u>1,005,000</u>	<u>216,590</u>	<u>788,410</u>
Excess (Deficiency) of Revenues Over Expenditures	<u>(812,000)</u>	<u>(812,000)</u>	<u>(40,686)</u>	<u>771,314</u>
<b>OTHER FINANCING SOURCES (USES)</b>				
Operating Transfer In	3,500	3,500	-	(3,500)
Operating Transfer Out	(10,000)	(10,000)	-	(10,000)
<b>TOTAL OTHER FINANCING SOURCES (USES)</b>	<u>(6,500)</u>	<u>(6,500)</u>	<u>-</u>	<u>(13,500)</u>
Net Change in Fund Balance	<u>\$ (818,500)</u>	<u>\$ (818,500)</u>	<u>(40,686)</u>	<u>\$ 757,814</u>
Fund Balance - Beginning of Year			700,754	
Prior Period Adjustment, See Note W			<u>252,909</u>	
Fund Balance - End of Year			<u>\$ 912,977</u>	

See accompanying notes to required supplementary information.

**FRANKLIN COUNTY, ILLINOIS**  
**Schedule of Revenues, Expenditures, and Changes in Fund Balance**  
**Original Budget, Final Budget, and Actual**  
**JUVENILE DETENTION CENTER FUND**  
November 30, 2017

	Original Budget	Final Budget	Actual	Variance With Final Budget Positive or (Negative)
<b>REVENUES</b>				
Intergovernmental				
Federal Salary Reimbursements	\$ 944,704	\$ 944,704	\$ 627,070	\$ (317,634)
Income Housing	554,500	554,500	594,237	39,737
Interest on Investments	-	-	-	-
Other	5,000	5,000	35,059	30,059
<b>TOTAL REVENUES</b>	<u>1,504,204</u>	<u>1,504,204</u>	<u>1,256,366</u>	<u>(247,838)</u>
<b>EXPENDITURES</b>				
<i>Current:</i>				
Public Safety	1,272,863	1,272,863	1,129,389	143,474
<i>Capital Outlay</i>	-	-	1,398	(1,398)
<b>TOTAL EXPENDITURES</b>	<u>1,272,863</u>	<u>1,272,863</u>	<u>1,130,787</u>	<u>142,076</u>
Excess (Deficiency) of Revenues Over Expenditures	<u>231,341</u>	<u>231,341</u>	<u>125,579</u>	<u>(105,762)</u>
<b>OTHER FINANCING SOURCES (USES)</b>				
Operating Transfer In	-	-	-	-
Operating Transfer Out	(528,000)	(528,000)	(552,484)	(24,484)
<b>TOTAL OTHER FINANCING SOURCES (USES)</b>	<u>(528,000)</u>	<u>(528,000)</u>	<u>(552,484)</u>	<u>(24,484)</u>
Net Change in Fund Balance	<u>\$ (296,659)</u>	<u>\$ (296,659)</u>	<u>(426,905)</u>	<u>\$ (130,246)</u>
Fund Balance - Beginning of Year			245,400	
Prior Period Adjustment, See Note W			<u>448,172</u>	
Fund Balance - End of Year			<u>\$ 266,667</u>	

See accompanying notes to required supplementary information.

**FRANKLIN COUNTY, ILLINOIS**  
**Schedule of Revenues, Expenditures, and Changes in Fund Balance**  
**Original Budget, Final Budget, and Actual**  
**JOINT BRIDGE FUND**  
**November 30, 2017**

	Original Budget	Final Budget	Actual	Variance With Final Budget Positive or (Negative)
<b>REVENUES</b>				
Taxes				
Property Tax	\$ 168,000	\$ 168,000	\$ 162,348	\$ (5,652)
Interest on Investments	2,500	2,500	2,683	183
Other	15,000	15,000	2,979	(12,021)
<b>TOTAL REVENUES</b>	<u>185,500</u>	<u>185,500</u>	<u>168,010</u>	<u>(17,490)</u>
<b>EXPENDITURES</b>				
<i>Current:</i>				
Transportation	188,000	188,000	106,856	81,144
<i>Capital Outlay</i>	550,000	550,000	8,051	541,949
<b>TOTAL EXPENDITURES</b>	<u>738,000</u>	<u>738,000</u>	<u>114,907</u>	<u>623,093</u>
Excess (Deficiency) of Revenues Over Expenditures	<u>(552,500)</u>	<u>(552,500)</u>	<u>53,103</u>	<u>605,603</u>
<b>OTHER FINANCING SOURCES (USES)</b>				
Operating Transfer In	-	-	-	-
Operating Transfer Out	(120,000)	(120,000)	(15,841)	104,159
<b>TOTAL OTHER FINANCING SOURCES (USES)</b>	<u>(120,000)</u>	<u>(120,000)</u>	<u>(15,841)</u>	<u>104,159</u>
Net Change in Fund Balance	<u>\$ (672,500)</u>	<u>\$ (672,500)</u>	37,262	<u>\$ 709,762</u>
Fund Balance - Beginning of Year			916,250	
Prior Period Adjustment, See Note W			<u>21,050</u>	
Fund Balance - End of Year			<u>\$ 974,562</u>	

See accompanying notes to required supplementary information.

**FRANKLIN COUNTY, ILLINOIS**  
Schedule of Revenues, Expenditures, and Changes in Fund Balance  
Original Budget, Final Budget, and Actual  
**COUNTY HIGHWAY FUND**  
November 30, 2017

	<u>Original Budget</u>	<u>Final Budget</u>	<u>Actual</u>	<u>Variance With Final Budget Positive or (Negative)</u>
<b>REVENUES</b>				
Taxes				
Property Tax	\$ 540,000	\$ 540,000	\$ 537,992	\$ (2,008)
Interest on Investments	1,000	1,000	1,449	449
Reimbursements	782,500	782,500	346,046	(436,454)
Other	<u>10,000</u>	<u>10,000</u>	<u>61,708</u>	<u>51,708</u>
<b>TOTAL REVENUES</b>	<u>1,333,500</u>	<u>1,333,500</u>	<u>947,195</u>	<u>(386,305)</u>
<b>EXPENDITURES</b>				
<i>Current:</i>				
Transportation				
Highway Administration	184,000	184,000	157,084	26,916
County Highway Roads	814,000	814,000	633,016	180,984
County Highway Bridges	1,000	1,000	-	1,000
<i>Capital Outlay</i>	<u>-</u>	<u>-</u>	<u>48,305</u>	<u>(48,305)</u>
<b>TOTAL EXPENDITURES</b>	<u>999,000</u>	<u>999,000</u>	<u>838,405</u>	<u>160,595</u>
Excess (Deficiency) of Revenues Over Expenditures	<u>334,500</u>	<u>334,500</u>	<u>108,790</u>	<u>(225,710)</u>
<b>OTHER FINANCING SOURCES (USES)</b>				
Operating Transfer In	-	-	525,000	525,000
Operating Transfer Out	<u>(375,000)</u>	<u>(375,000)</u>	<u>(306,521)</u>	<u>68,479</u>
<b>TOTAL OTHER FINANCING SOURCES (USES)</b>	<u>(375,000)</u>	<u>(375,000)</u>	<u>218,479</u>	<u>593,479</u>
Net Change in Fund Balance	<u>\$ (40,500)</u>	<u>\$ (40,500)</u>	327,269	<u>\$ 367,769</u>
Fund Balance - Beginning of Year			802,856	
Prior Period Adjustment, See Note W			<u>28,864</u>	
Fund Balance - End of Year			<u>\$ 1,158,989</u>	

See accompanying notes to required supplementary information.



**NOTES TO REQUIRED SUPPLEMENTARY INFORMATION**

**FRANKLIN COUNTY, ILLINOIS**  
Notes to Required Supplementary Information  
November 30, 2017

**NOTE A - Summary of Actuarial Methods and Assumptions Used in the Calculation of the 2017 Contribution Rate**

Valuation Date:  
Notes Actuarially determined contribution rates are calculated as of December 31 each year, which are 12 months prior to the beginning of the fiscal year in which contributions are reported.

Methods and Assumptions Used to Determine 2017 Contribution Rates

Actuarial Cost Method:	Aggregate Entry Age Normal
Amortization Method:	Level percentage of payroll, closed
Remaining Amortization Period:	26-year closed period Early Retirement Incentive Plan liabilities: a period up to 10 years selected by the Employer upon adoption of ERI. SLEP supplemental liabilities attributable to Public Act 94-712 were financed over 21 years.
Asset Valuation Method:	5-year smoothed market; 20% corridor
Wage Growth:	3.50%
Price Inflation:	2.75%, approximate; No explicit price inflation assumption is used in this valuation.
Salary Increases:	3.75% to 14.50% including inflation
Investment Rate of Return:	7.50%
Retirement Age:	Experience-based table of rates that are specific to the type of eligibility condition. Last updated for the 2014 valuation pursuant to an experience study of the period 2011-2013.
Mortality:	For non-disabled, disabled, and active retirees, an IMRF specific mortality table was used with fully generational projection scale MP-2014 (base year 2012). For retirees, the IMRF specific rates were developed from the RP-2014 Blue Collard Health Annuitant Mortality Table with adjustments to match current IMRF experience. For active members, the IMRF specific rates were developed form the RP-2014 Employee Mortality Table with adjustments to match current IMRF experience.

Other Information:  
Notes There were no benefit changes during the year.

\*Based on Valuation Assumptions used in the December 31, 2015 actuarial valuation.

\*\*These schedules are presented to illustrate the requirement to show information for 10 years. However, until a full 10-year trend is compiled, information in presented for those years for which information is available.

**FRANKLIN COUNTY, ILLINOIS**  
Notes to Required Supplementary Information-Concluded  
November 30, 2017

**NOTE B - Budgets and Budgetary Accounting**

The County annually prepares a budget and appropriations ordinance which includes most general, special revenue, and trust type funds. Once approved, the County Board may amend the legally adopted budget when unexpected modifications are required in the estimated revenues and/or appropriations. The budget information presented reflects the originally adopted budget and any budget modifications. The budget initiation process follows applicable statutes and regulations. The County does not employ encumbrance accounting, under which purchase orders, contracts, and other commitments for the expenditure of monies are recorded in order to reserve that portion of the applicable appropriation. Each fund's budget and appropriations ordinance is prepared on a detailed line item basis. Revenues are budgeted by source. Expenditures are budgeted by department and class as follows: services, materials, capital outlay, transfers, and debt service. This constitutes the legal level of control. Expenditures may not exceed appropriations at this level. Budget revisions at this level are subject to final review by the County Board. The budgets for all funds are prepared on the GAAP basis of accounting.

The annual budget is prepared by fund, function, and object, and includes information on the prior year, current year estimates, and requested appropriations for the next fiscal year. Prior to December 1, the proposed budget is presented by the County Board for review. The Board holds all applicable public hearings and may add to, subtract from, or change appropriations, but may not, however, change the form of the budget. All changes made must be changed by an affirmative vote of the County Board. The County's department heads and elected officials may make transfers of appropriations within a department. Transfers of appropriations between departments require the approval of the County Board. If requested, the Board may, by two-thirds majority vote, make supplemental or emergency appropriations from available resources and may reduce or transfer appropriations among funds or departments.

**NOTE C - Stewardship, Compliance, and Accountability**

The following funds' expenditures exceeded the budget amount for such expenditures:

National School Lunch	Fringe Benefit	Drug Enforcement
Probation Services	Youth Diversion	State's Attorney Records Automation
Social Security	Death Certificate Surcharge	2013 Certificate & Interest Payment
Recording and Computer	Child Support	Bond and Interest
Tax Sale Automation	Hazardous Material Grant	Senior Citizens Services
Animal Control Donation	EMA Donation	CASA
Social Security Administration	Coroner Fees	General Fund

## **OTHER SUPPLEMENTARY INFORMATION**

**COMBINING AND INDIVIDUAL FUND STATEMENTS AND SCHEDULES**

**FRANKLIN COUNTY, ILLINOIS**  
 Combining Balance Sheet  
 NON-MAJOR GOVERNMENTAL FUNDS  
 November 30, 2017

	SPECIAL REVENUE FUNDS									
	Township Bridge Fund	Township Motor Fuel Tax	911 Fund	National School Lunch Program	Court Security Fund	Probation Services Fund	Social Security Fund	Insurance Fund		
<b>ASSETS</b>										
Restricted Cash	\$ 114,991	\$ 564,398	\$ 283,212	\$ 19,658	\$ -	\$ 87,755	\$ 105,256	\$ 278,688		
Inventory	-	-	5,088	-	-	-	-	-		
Prepaid Expenses	-	-	4,040	-	-	-	-	84,467		
Grant Receivable	-	-	-	-	-	-	-	-		
Property Tax Receivable	-	-	-	-	-	-	24,666	21,044		
Other Receivables	-	67,619	107,795	-	-	7,348	-	-		
Due From Other Funds	-	-	-	-	12,111	-	4,660	8,427		
<b>TOTAL ASSETS</b>	<u>114,991</u>	<u>632,017</u>	<u>400,135</u>	<u>19,658</u>	<u>12,111</u>	<u>95,103</u>	<u>134,582</u>	<u>392,626</u>		
<b>DEFERRED OUTFLOWS OF RESOURCES</b>										
None	-	-	-	-	-	-	-	-		
<b>TOTAL ASSETS AND DEFERRED OUTFLOWS OF RESOURCES</b>	<u>\$ 114,991</u>	<u>\$ 632,017</u>	<u>\$ 400,135</u>	<u>\$ 19,658</u>	<u>\$ 12,111</u>	<u>\$ 95,103</u>	<u>\$ 134,582</u>	<u>\$ 392,626</u>		
<b>LIABILITIES</b>										
Cash Overdraft	-	-	-	-	\$ 69,340	-	-	-		
Accounts Payable	-	6,074	2,746	3,742	-	-	-	1,767		
Accrued Expense	-	-	-	-	4,566	-	-	-		
Due to Other Funds	-	-	21,690	-	-	-	-	-		
<b>TOTAL LIABILITIES</b>	<u>-</u>	<u>6,074</u>	<u>24,436</u>	<u>3,742</u>	<u>73,906</u>	<u>-</u>	<u>-</u>	<u>1,767</u>		
<b>DEFERRED INFLOWS OF RESOURCES</b>										
None	-	-	-	-	-	-	-	-		
<b>FUND BALANCES</b>										
Nonspendable	-	-	9,128	-	-	-	-	84,467		
Restricted	-	625,943	-	-	-	-	-	-		
Committed	114,991	-	-	-	-	95,103	134,582	306,392		
Assigned	-	-	366,571	15,916	-	-	-	-		
Unassigned	-	-	-	-	(61,795)	-	-	-		
<b>TOTAL FUND BALANCES</b>	<u>114,991</u>	<u>625,943</u>	<u>375,699</u>	<u>15,916</u>	<u>(61,795)</u>	<u>95,103</u>	<u>134,582</u>	<u>390,859</u>		
<b>TOTAL LIABILITIES, DEFERRED INFLOWS OF RESOURCES, AND FUND BALANCES</b>	<u>\$ 114,991</u>	<u>\$ 632,017</u>	<u>\$ 400,135</u>	<u>\$ 19,658</u>	<u>\$ 12,111</u>	<u>\$ 95,103</u>	<u>\$ 134,582</u>	<u>\$ 392,626</u>		

**FRANKLIN COUNTY, ILLINOIS**  
 Combining Balance Sheet  
**NON-MAJOR GOVERNMENTAL FUNDS-CONTINUED**  
 November 30, 2017

	<b>SPECIAL REVENUE FUNDS</b>									
	Court Automation Fund	Recycling Program Fund	Court Document Storage	Recording & Computer Fund	Tax Sale Automation Fund	Drug Donation Fund	Animal Control Donation	Social Security Administration		
<b>ASSETS</b>										
Restricted Cash	\$ 66,508	\$ 16,132	\$ 19,993	\$ -	\$ 63,134	\$ 1,012	\$ 5,419	\$ 8,390		
Inventory	-	-	-	-	-	-	-	-		
Prepaid Expenses	2,788	-	-	443	-	-	-	-		
Grant Receivable	-	-	-	-	-	-	-	-		
Property Tax Receivable	-	-	-	-	-	-	-	-		
Other Receivables	-	-	-	-	-	-	-	-		
Due From Other Funds	6,813	-	6,713	1,700	-	-	-	-		
<b>TOTAL ASSETS</b>	<u>76,109</u>	<u>16,132</u>	<u>26,706</u>	<u>2,143</u>	<u>63,134</u>	<u>1,012</u>	<u>5,419</u>	<u>8,390</u>		
<b>DEFERRED OUTFLOWS OF RESOURCES</b>										
None	-	-	-	-	-	-	-	-		
<b>TOTAL ASSETS AND DEFERRED OUTFLOWS OF RESOURCES</b>	<u>\$ 76,109</u>	<u>\$ 16,132</u>	<u>\$ 26,706</u>	<u>\$ 2,143</u>	<u>\$ 63,134</u>	<u>\$ 1,012</u>	<u>\$ 5,419</u>	<u>\$ 8,390</u>		
<b>LIABILITIES</b>										
Cash Overdraft	-	-	-	\$ 12,551	-	-	-	-		
Accounts Payable	265	-	-	-	-	-	173	-		
Accrued Expense	-	646	1,958	-	-	-	-	-		8,390
Due to Other Funds	-	-	-	-	-	-	-	-		8,390
<b>TOTAL LIABILITIES</b>	<u>265</u>	<u>646</u>	<u>1,958</u>	<u>12,551</u>	<u>-</u>	<u>-</u>	<u>173</u>	<u>-</u>		<u>8,390</u>
<b>DEFERRED INFLOWS OF RESOURCES</b>										
None	-	-	-	-	-	-	-	-		
<b>FUND BALANCES</b>										
Nonspendable	2,788	-	-	443	-	-	-	-		
Restricted	-	-	-	-	-	-	-	-		
Committed	-	-	-	-	-	-	5,246	-		
Assigned	73,056	15,486	24,748	-	63,134	1,012	-	-		
Unassigned	-	-	-	(10,851)	-	-	-	-		
<b>TOTAL FUND BALANCES</b>	<u>75,844</u>	<u>15,486</u>	<u>24,748</u>	<u>(10,408)</u>	<u>63,134</u>	<u>1,012</u>	<u>5,246</u>	<u>-</u>		<u>-</u>
<b>TOTAL LIABILITIES, DEFERRED INFLOWS OF RESOURCES, AND FUND BALANCES</b>	<u>\$ 76,109</u>	<u>\$ 16,132</u>	<u>\$ 26,706</u>	<u>\$ 2,143</u>	<u>\$ 63,134</u>	<u>\$ 1,012</u>	<u>\$ 5,419</u>	<u>\$ 8,390</u>		<u>\$ 8,390</u>

**FRANKLIN COUNTY, ILLINOIS**  
 Combining Balance Sheet  
 NON-MAJOR GOVERNMENTAL FUNDS-CONTINUED  
 November 30, 2017

	<b>SPECIAL REVENUE FUNDS</b>							
	Victim Impact Fund	DUI Enforcement Fund	Geographic Information System	Animal Control Fund	Transportation Grant Fund	Sheriff County Forfeiture	Fringe Benefit Fund	Victim Assistance Grant
<b>ASSETS</b>								
Restricted Cash	\$ 21,530	\$ 21,082	\$ 383,671	\$ -	\$ -	\$ 17,923	\$ 16,565	\$ 2,293
Inventory	-	-	-	-	-	-	-	-
Prepaid Expenses	-	-	428	-	-	-	-	-
Grant Receivable	-	-	-	-	-	-	-	-
Property Tax Receivable	-	-	-	-	-	-	-	-
Other Receivables	-	-	8,125	-	-	-	8,943	-
Due From Other Funds	-	-	392,224	-	-	17,923	25,508	-
<b>TOTAL ASSETS</b>	<u>21,530</u>	<u>21,082</u>	<u>392,224</u>	<u>-</u>	<u>-</u>	<u>17,923</u>	<u>25,508</u>	<u>2,293</u>
<b>DEFERRED OUTFLOWS OF RESOURCES</b>								
None	-	-	-	-	-	-	-	-
<b>TOTAL ASSETS AND DEFERRED OUTFLOWS OF RESOURCES</b>	<u>\$ 21,530</u>	<u>\$ 21,082</u>	<u>\$ 392,224</u>	<u>\$ -</u>	<u>\$ -</u>	<u>\$ 17,923</u>	<u>\$ 25,508</u>	<u>\$ 2,293</u>
<b>LIABILITIES</b>								
Cash Overdraft	-	-	-	\$ -	\$ -	\$ -	\$ -	\$ -
Accounts Payable	-	-	152	-	-	-	-	-
Accrued Expense	-	-	1,886	-	-	-	-	-
Due to Other Funds	-	-	-	-	-	10,668	-	-
<b>TOTAL LIABILITIES</b>	<u>-</u>	<u>-</u>	<u>2,038</u>	<u>-</u>	<u>-</u>	<u>10,668</u>	<u>-</u>	<u>-</u>
<b>DEFERRED INFLOWS OF RESOURCES</b>								
None	-	-	-	-	-	-	-	-
<b>FUND BALANCES</b>								
Nonspendable	-	-	428	-	-	-	-	-
Restricted	-	-	-	-	-	-	-	2,293
Committed	-	-	-	-	-	-	-	-
Assigned	21,530	21,082	389,758	-	-	7,255	25,508	-
Unassigned	-	-	-	-	(506)	-	-	-
<b>TOTAL FUND BALANCES</b>	<u>21,530</u>	<u>21,082</u>	<u>390,186</u>	<u>-</u>	<u>(506)</u>	<u>7,255</u>	<u>25,508</u>	<u>2,293</u>
<b>TOTAL LIABILITIES, DEFERRED INFLOWS OF RESOURCES, AND FUND BALANCES</b>	<u>\$ 21,530</u>	<u>\$ 21,082</u>	<u>\$ 392,224</u>	<u>\$ -</u>	<u>\$ -</u>	<u>\$ 17,923</u>	<u>\$ 25,508</u>	<u>\$ 2,293</u>



**FRANKLIN COUNTY, ILLINOIS**  
 Combining Balance Sheet  
**NON-MAJOR GOVERNMENTAL FUNDS-CONTINUED**  
 November 30, 2017

	<b>SPECIAL REVENUE FUNDS</b>							
	State's Atty Drug Forfeiture	Youth Diversion Program	Death Certificate Surcharge	Rental Housing Support	Law Library Fund	Child Support Fund	Indemnity Fund	Sheriff's Fees Fund
<b>ASSETS</b>								
Restricted Cash	\$ 18,591	\$ 96,275	\$ 5,018	\$ 12,080	\$ 10,647	\$ -	\$ 117,181	\$ 10,160
Inventory	-	-	-	-	-	-	-	-
Prepaid Expenses	-	-	-	-	-	-	-	-
Grant Receivable	-	-	-	-	-	-	-	-
Property Tax Receivable	-	-	-	-	-	-	-	-
Other Receivables	-	-	-	-	-	-	-	-
Due From Other Funds	-	470	-	177	510	1,197	-	-
<b>TOTAL ASSETS</b>	<u>18,591</u>	<u>96,745</u>	<u>5,018</u>	<u>12,257</u>	<u>11,157</u>	<u>1,197</u>	<u>117,181</u>	<u>10,160</u>
<b>DEFERRED OUTFLOWS OF RESOURCES</b>								
None	-	-	-	-	-	-	-	-
<b>TOTAL ASSETS AND DEFERRED OUTFLOWS OF RESOURCES</b>	<u>\$ 18,591</u>	<u>\$ 96,745</u>	<u>\$ 5,018</u>	<u>\$ 12,257</u>	<u>\$ 11,157</u>	<u>\$ 1,197</u>	<u>\$ 117,181</u>	<u>\$ 10,160</u>
<b>LIABILITIES</b>								
Cash Overdraft	-	-	-	-	-	-	-	-
Accounts Payable	-	-	1,153	-	-	8,869	-	-
Accrued Expense	-	-	-	-	-	-	-	-
Due to Other Funds	-	-	-	-	-	-	-	-
<b>TOTAL LIABILITIES</b>	<u>-</u>	<u>-</u>	<u>1,153</u>	<u>-</u>	<u>-</u>	<u>8,869</u>	<u>-</u>	<u>-</u>
<b>DEFERRED INFLOWS OF RESOURCES</b>								
None	-	-	-	-	-	-	-	-
<b>FUND BALANCES</b>								
Nonspendable	-	-	-	-	-	-	-	-
Restricted	-	-	3,865	-	-	-	-	-
Committed	-	-	-	-	-	-	-	-
Assigned	18,591	96,745	-	12,257	11,157	-	117,181	10,160
Unassigned	-	-	-	-	-	(7,672)	-	-
<b>TOTAL FUND BALANCES</b>	<u>18,591</u>	<u>96,745</u>	<u>3,865</u>	<u>12,257</u>	<u>11,157</u>	<u>(7,672)</u>	<u>117,181</u>	<u>10,160</u>
<b>TOTAL LIABILITIES, DEFERRED INFLOWS OF RESOURCES, AND FUND BALANCES</b>	<u>\$ 18,591</u>	<u>\$ 96,745</u>	<u>\$ 5,018</u>	<u>\$ 12,257</u>	<u>\$ 11,157</u>	<u>\$ 1,197</u>	<u>\$ 117,181</u>	<u>\$ 10,160</u>

**FRANKLIN COUNTY, ILLINOIS**  
 Combining Balance Sheet  
**NON-MAJOR GOVERNMENTAL FUNDS-CONTINUED**  
 November 30, 2017

	<b>SPECIAL REVENUE FUNDS</b>									
	IL Public Risk Safety Grant	Cyber Crimes Fund	Hazardous Materials Grant	Meth Pilot Project	County Clerk Fees	Sex Offender Fees	IMA Donation Fund	Cops Meth Control Grant		
<b>ASSETS</b>										
Restricted Cash	\$ 36,750	\$ 19,239	\$ -	\$ -	\$ 33,882	\$ 2,601	\$ 10,056	\$ 6,010		
Inventory	-	-	-	-	-	-	-	-		
Prepaid Expenses	-	-	-	-	-	-	-	-		
Grant Receivable	-	-	-	-	-	-	2,294	-		
Property Tax Receivable	-	-	-	-	-	-	-	-		
Other Receivables	-	-	-	-	-	-	-	-		
Due From Other Funds	-	-	-	-	-	-	-	-		
<b>TOTAL ASSETS</b>	<u>\$ 36,750</u>	<u>19,239</u>	<u>-</u>	<u>-</u>	<u>33,882</u>	<u>2,601</u>	<u>12,350</u>	<u>6,010</u>		
<b>DEFERRED OUTFLOWS OF RESOURCES</b>										
None	-	-	-	-	-	-	-	-		
<b>TOTAL ASSETS AND DEFERRED OUTFLOWS OF RESOURCES</b>	<u>\$ 36,750</u>	<u>19,239</u>	<u>\$ -</u>	<u>\$ -</u>	<u>33,882</u>	<u>\$ 2,601</u>	<u>\$ 12,350</u>	<u>\$ 6,010</u>		
<b>LIABILITIES</b>										
Cash Overdraft	-	-	\$ 6,487	\$ -	\$ -	\$ -	\$ -	\$ -		
Accounts Payable	-	-	-	-	-	-	-	-		
Accrued Expense	-	-	862	-	-	-	-	-		
Due to Other Funds	-	-	-	-	32,221	3,000	-	-		
<b>TOTAL LIABILITIES</b>	<u>-</u>	<u>-</u>	<u>7,349</u>	<u>-</u>	<u>32,221</u>	<u>3,000</u>	<u>-</u>	<u>-</u>		
<b>DEFERRED INFLOWS OF RESOURCES</b>										
None	-	-	-	-	-	-	-	-		
<b>FUND BALANCES</b>										
Nonspendable	-	-	-	-	-	-	-	-		
Restricted	36,750	-	-	-	-	-	12,350	6,010		
Committed	-	-	-	-	-	-	-	-		
Assigned	-	19,239	-	-	1,661	-	-	-		
Unassigned	-	-	(7,349)	-	-	(399)	-	-		
<b>TOTAL FUND BALANCES</b>	<u>\$ 36,750</u>	<u>19,239</u>	<u>(7,349)</u>	<u>-</u>	<u>1,661</u>	<u>(399)</u>	<u>12,350</u>	<u>6,010</u>		
<b>TOTAL LIABILITIES, DEFERRED INFLOWS OF RESOURCES, AND FUND BALANCES</b>	<u>\$ 36,750</u>	<u>19,239</u>	<u>\$ -</u>	<u>\$ -</u>	<u>33,882</u>	<u>\$ 2,601</u>	<u>\$ 12,350</u>	<u>\$ 6,010</u>		

**FRANKLIN COUNTY, ILLINOIS**  
 Combining Balance Sheet  
**NON-MAJOR GOVERNMENTAL FUNDS-CONTINUED**  
 November 30, 2017

	<b>SPECIAL REVENUE FUNDS</b>							
	Fire Construction Grant	Payroll Withholding Fund	Mobile Home Tax Sale Automation	Indemnity Mobile Home	Coroner Fees Fund	Drug Enforcement Fund	State's Attorney Anti-Crime	Drug Court Fund
<b>ASSETS</b>								
Restricted Cash	\$ -	\$ 3,053	\$ 2,696	\$ 14,298	\$ 20,199	\$ 3,591	\$ 409,877	\$ 25,707
Inventory	-	-	-	-	-	-	-	-
Prepaid Expenses	-	-	-	-	-	-	-	-
Grant Receivable	-	-	-	-	-	-	-	-
Property Tax Receivable	-	-	-	-	-	-	-	-
Other Receivables	-	-	-	-	-	-	12,724	431
Due From Other Funds	-	3,053	2,696	14,298	20,199	3,591	422,601	26,138
<b>TOTAL ASSETS</b>								
	\$ -	\$ 3,053	\$ 2,696	\$ 14,298	\$ 20,199	\$ 3,591	\$ 422,601	\$ 26,138
<b>DEFERRED OUTFLOWS OF RESOURCES</b>								
None	-	-	-	-	-	-	-	-
<b>TOTAL ASSETS AND DEFERRED OUTFLOWS OF RESOURCES</b>								
	\$ -	\$ 3,053	\$ 2,696	\$ 14,298	\$ 20,199	\$ 3,591	\$ 422,601	\$ 26,138
<b>LIABILITIES</b>								
Cash Overdraft	\$ 14,560	-	-	-	-	-	-	-
Accounts Payable	-	-	-	-	411	-	1,806	-
Accrued Expense	-	3,051	-	-	-	-	2,580	-
Due to Other Funds	-	-	-	-	-	-	-	-
<b>TOTAL LIABILITIES</b>								
	\$ 14,560	\$ 3,051	\$ -	\$ -	\$ 411	\$ -	\$ 3,586	\$ -
<b>DEFERRED INFLOWS OF RESOURCES</b>								
None	-	-	-	-	-	-	-	-
<b>FUND BALANCES</b>								
Nonspendable	-	-	-	-	-	-	-	-
Restricted	-	-	-	-	-	-	-	-
Committed	-	-	-	-	-	-	-	-
Assigned	-	2	2,696	14,298	19,788	3,591	419,015	26,138
Unassigned	(14,560)	-	-	-	-	-	-	-
<b>TOTAL FUND BALANCES</b>								
	\$ (14,560)	\$ 2	\$ 2,696	\$ 14,298	\$ 19,788	\$ 3,591	\$ 419,015	\$ 26,138
<b>TOTAL LIABILITIES, DEFERRED INFLOWS OF RESOURCES, AND FUND BALANCES</b>								
	\$ -	\$ 3,053	\$ 2,696	\$ 14,298	\$ 20,199	\$ 3,591	\$ 422,601	\$ 26,138

**FRANKLIN COUNTY, ILLINOIS**  
 Combining Balance Sheet  
 NON-MAJOR GOVERNMENTAL FUNDS-CONTINUED  
 November 30, 2017

	SPECIAL REVENUE FUNDS										
	State's Atty Records Automation	2013 Certificate & Interest Repayment	Capital Improvement Trust	Southern IL Drug Task Force	Bond & Interest Fund	Senior Citizens Services	Construction Grant Animal Control	Drug Task Force Seized Fund	Police Vehicle Fund		
<b>ASSETS</b>											
Restricted Cash	\$ -	\$ 32	\$ 1,858	\$ 1,648	\$ 86,610	\$ 34,496	\$ -	\$ 659	\$ -		
Inventory	-	-	-	-	-	-	-	-	-		
Prepaid Expenses	-	-	-	-	-	-	-	-	-		
Grant Receivable	-	-	-	-	-	-	-	-	-		
Property Tax Receivable	-	-	-	-	22,869	2,723	-	-	-		
Other Receivables	-	-	-	-	-	-	-	-	-		
Due From Other Funds	180	-	-	-	-	-	-	-	-		
<b>TOTAL ASSETS</b>	<u>180</u>	<u>32</u>	<u>1,858</u>	<u>1,648</u>	<u>109,479</u>	<u>37,219</u>	<u>-</u>	<u>659</u>	<u>-</u>		
<b>DEFERRED OUTFLOWS OF RESOURCES</b>											
None	-	-	-	-	-	-	-	-	-		
<b>TOTAL ASSETS AND DEFERRED OUTFLOWS OF RESOURCES</b>	<u>\$ 180</u>	<u>\$ 32</u>	<u>\$ 1,858</u>	<u>\$ 1,648</u>	<u>\$ 109,479</u>	<u>\$ 37,219</u>	<u>\$ -</u>	<u>\$ 659</u>	<u>\$ -</u>		
<b>LIABILITIES</b>											
Cash Overdraft	\$ 1,465	-	\$ -	-	\$ -	-	\$ -	-	\$ -		
Accounts Payable	-	-	-	-	-	-	-	-	-		
Accrued Expense	-	-	-	-	-	-	-	-	-		
Due to Other Funds	-	-	-	-	-	-	-	-	-		
<b>TOTAL LIABILITIES</b>	<u>1,465</u>	<u>-</u>	<u>-</u>	<u>-</u>	<u>-</u>	<u>-</u>	<u>-</u>	<u>-</u>	<u>-</u>		
<b>DEFERRED INFLOWS OF RESOURCES</b>											
None	-	-	-	-	-	-	-	-	-		
<b>FUND BALANCES</b>											
Nonspendable	-	-	-	-	-	-	-	-	-		
Restricted	-	32	1,858	-	109,479	-	-	-	-		
Committed	-	-	-	-	-	19,984	-	-	-		
Assigned	-	-	-	1,648	-	-	-	659	-		
Unassigned	(1,285)	-	-	-	-	-	-	-	-		
<b>TOTAL FUND BALANCES</b>	<u>(1,285)</u>	<u>32</u>	<u>1,858</u>	<u>1,648</u>	<u>109,479</u>	<u>19,984</u>	<u>-</u>	<u>659</u>	<u>-</u>		
<b>TOTAL LIABILITIES, DEFERRED INFLOWS OF RESOURCES, AND FUND BALANCES</b>	<u>\$ 180</u>	<u>\$ 32</u>	<u>\$ 1,858</u>	<u>\$ 1,648</u>	<u>\$ 109,479</u>	<u>\$ 37,219</u>	<u>\$ -</u>	<u>\$ 659</u>	<u>\$ -</u>		

**FRANKLIN COUNTY, ILLINOIS**  
 Combining Balance Sheet  
 NON-MAJOR GOVERNMENTAL FUNDS-CONCLUDED  
 November 30, 2017

	SPECIAL REVENUE FUNDS								Total Non-Major Funds
	Sheriff's Grants Fund	CASA Fund	EMA Grant Fund	Campbell Building Construction	DFCO Storage Grant	Drug Addiction Service Fee Fund	Hazardous Mitigation Fund	IL Municipal Retirement Fund	
<b>ASSETS</b>									
Restricted Cash	\$ -	\$ 1,379	\$ -	\$ 4,320	\$ -	\$ 631	\$ 10,824	\$ 9,475	\$ 3,107,453
Inventory	-	-	-	-	-	-	-	-	5,088
Prepaid Expenses	-	-	-	-	-	-	-	-	92,166
Grant Receivable	-	-	-	-	-	-	-	-	2,294
Property Tax Receivable	-	-	-	-	-	-	-	-	71,302
Other Receivables	-	-	-	-	-	-	-	-	175,414
Due From Other Funds	-	1,330	-	-	-	45	-	6,956	88,860
<b>TOTAL ASSETS</b>	-	2,709	-	4,320	-	676	10,824	16,431	3,542,577
<b>DEFERRED OUTFLOWS OF RESOURCES</b>	-	-	-	-	-	-	-	-	-
None	-	-	-	-	-	-	-	-	-
<b>TOTAL ASSETS AND DEFERRED OUTFLOWS OF RESOURCES</b>	\$ -	\$ 2,709	\$ -	\$ 4,320	\$ -	\$ 676	\$ 10,824	\$ 16,431	\$ 3,542,577
<b>LIABILITIES</b>									
Cash Overdraft	-	-	-	-	-	-	-	-	113,778
Accounts Payable	-	2,709	-	905	-	-	-	-	38,338
Accrued Expense	-	-	-	-	-	-	-	-	15,549
Due to Other Funds	-	-	-	-	-	-	-	-	75,969
<b>TOTAL LIABILITIES</b>	-	2,709	-	905	-	-	-	-	243,634
<b>DEFERRED INFLOWS OF RESOURCES</b>	-	-	-	-	-	-	-	-	-
None	-	-	-	-	-	-	-	-	-
<b>FUND BALANCES</b>									
Nonspendable	-	-	-	-	-	-	-	-	97,254
Restricted	-	-	-	-	-	-	10,824	-	809,404
Committed	-	-	-	3,415	-	-	-	16,431	601,041
Assigned	-	-	-	-	-	676	-	-	1,895,661
Unassigned	-	-	-	-	-	-	-	-	(104,417)
<b>TOTAL FUND BALANCES</b>	-	-	-	3,415	-	676	10,824	16,431	3,298,943
<b>TOTAL LIABILITIES, DEFERRED INFLOWS OF RESOURCES, AND FUND BALANCES</b>	\$ -	\$ 2,709	\$ -	\$ 4,320	\$ -	\$ 676	\$ 10,824	\$ 16,431	\$ 3,542,577

**FRANKLIN COUNTY, ILLINOIS**  
**Combining Statement of Revenues, Expenditures, and Changes in Fund Balances**  
**NON-MAJOR GOVERNMENTAL FUNDS**  
For the Year Ended November 30, 2017

	SPECIAL REVENUE FUNDS							
	Township Bridge Fund	Township Motor Fuel Tax	911 Fund	School Lunch Program	Court Security Fund	Probation Services Fund	Social Security Fund	Insurance Fund
<b>REVENUES</b>								
Taxes	\$ -	\$ -	\$ -	\$ -	\$ -	\$ -	\$ 316,883	\$ 270,353
Intergovernmental	-	797,923	-	37,719	-	-	-	-
Grant Income	83,252	-	-	-	-	-	-	-
Fees for Services	-	-	349,281	-	133,864	87,348	-	-
Interest Income	364	2,570	782	-	-	-	123	715
Reimbursement of Expenditures	-	-	-	-	-	-	261,262	284,410
Other	56,050	-	-	-	-	-	-	24,367
<b>TOTAL REVENUES</b>	<u>139,666</u>	<u>800,493</u>	<u>350,063</u>	<u>37,719</u>	<u>133,864</u>	<u>87,348</u>	<u>578,268</u>	<u>579,845</u>
<b>EXPENDITURES</b>								
<i>Current:</i>								
General Government	-	-	-	-	-	-	606,860	490,645
Public Safety	-	-	343,352	-	-	-	-	-
Public Welfare	-	-	-	40,741	-	-	-	-
Judiciary and Court Related	-	-	-	-	88,299	70,806	-	-
Transportation	-	1,006,282	-	-	-	-	-	-
<i>Capital Outlay:</i>								
General Government	-	-	-	-	-	-	-	-
Public Safety	-	-	-	-	-	-	-	-
Public Welfare	-	-	-	1,612	-	-	-	-
Judiciary and Court Related	-	-	-	-	-	-	-	-
Transportation	110,604	-	-	-	-	-	-	-
<i>Debt Service</i>								
<b>TOTAL EXPENDITURES</b>	<u>110,604</u>	<u>1,006,282</u>	<u>343,352</u>	<u>42,353</u>	<u>88,299</u>	<u>70,806</u>	<u>606,860</u>	<u>490,645</u>
Excess (Deficiency) of Revenues Over Expenditures	29,062	(205,789)	6,711	(4,634)	45,565	16,542	(28,592)	89,200
<b>OTHER FINANCING SOURCES (USES)</b>								
Loan Proceeds	-	-	-	-	-	-	-	-
Operating Transfers In	-	-	-	-	-	-	-	-
Operating Transfers Out	-	-	-	-	(38,030)	-	-	(53,675)
<b>TOTAL OTHER FINANCING SOURCES (USES)</b>					<u>(38,030)</u>			<u>(53,675)</u>
<b>Net Change in Fund Balances</b>	29,062	(205,789)	6,711	(4,634)	7,535	16,542	(28,592)	35,525
Fund Balances - Beginning of Year	85,929	763,988	427,526	20,550	(72,501)	70,806	91,726	277,644
Prior Period Adjustment, See Note W	-	67,744	(58,538)	-	3,171	7,755	71,448	77,690
<b>Fund Balances - End of Year</b>	<u>\$ 114,991</u>	<u>\$ 625,943</u>	<u>\$ 375,699</u>	<u>\$ 15,916</u>	<u>\$ (61,795)</u>	<u>\$ 95,103</u>	<u>\$ 134,582</u>	<u>\$ 390,859</u>

**FRANKLIN COUNTY, ILLINOIS**  
 Combining Statement of Revenues, Expenditures, and Changes in Fund Balances  
 NON-MAJOR GOVERNMENTAL FUNDS-CONTINUED  
 For the Year Ended November 30, 2017

	SPECIAL REVENUE FUNDS									
	Court Automation Fund	Recycling Program Fund	Court Document Storage	Recording & Computer Fund	Tax Sale Automation Fund	Drug Donation Fund	Animal Control Donation	Social Security Administration		
<b>REVENUES</b>										
Taxes	\$ -	\$ -	\$ -	\$ -	\$ -	\$ -	\$ -	\$ -	\$ -	\$ -
Intergovernmental	-	-	-	-	-	-	-	-	-	-
Grant Income	-	-	-	-	-	-	-	-	-	-
Fees for Services	79,404	-	78,622	21,480	9,161	-	-	-	-	-
Interest Income	167	32	57	11	32	4	119	517	8,400	-
Reimbursement of Expenditures	-	-	-	-	-	-	-	-	-	-
Other	-	-	-	-	115	-	-	-	-	-
<b>TOTAL REVENUES</b>	<u>79,571</u>	<u>32</u>	<u>78,679</u>	<u>21,491</u>	<u>9,308</u>	<u>4</u>	<u>5,540</u>	<u>8,400</u>	<u>4,904</u>	<u>5,540</u>
<b>EXPENDITURES</b>										
<i>Current:</i>										
General Government	-	-	-	48,920	7,965	-	-	-	-	-
Public Safety	-	-	-	-	-	-	-	-	-	2,631
Public Welfare	-	12,241	-	-	-	-	-	-	-	-
Judiciary and Court Related	33,424	-	43,985	-	-	-	-	-	-	-
Transportation	-	-	-	-	-	-	-	-	-	-
<i>Capital Outlay</i>										
General Government	-	-	-	-	-	-	-	-	-	-
Public Safety	-	-	-	-	-	-	-	-	-	-
Public Welfare	-	-	-	-	-	-	-	-	-	25,999
Judiciary and Court Related	-	-	-	-	-	-	-	-	-	-
Transportation	-	-	-	-	-	-	-	-	-	-
<i>Debt Service</i>										
<b>TOTAL EXPENDITURES</b>	<u>33,424</u>	<u>12,241</u>	<u>43,985</u>	<u>48,920</u>	<u>7,965</u>	<u>-</u>	<u>28,630</u>	<u>8,400</u>	<u>28,630</u>	<u>28,630</u>
Excess (Deficiency) of Revenues Over Expenditures	46,147	(12,209)	34,694	(27,429)	1,343	4	(23,090)	-	(23,090)	-
<b>OTHER FINANCING SOURCES (USES)</b>										
Loan Proceeds	-	-	-	-	-	-	-	-	-	-
Operating Transfers In	-	12,000	-	-	-	-	-	-	-	-
Operating Transfers Out	-	-	(16,988)	-	-	-	-	-	(3,750)	-
<b>TOTAL OTHER FINANCING SOURCES (USES)</b>	<u>-</u>	<u>12,000</u>	<u>(16,988)</u>	<u>-</u>	<u>-</u>	<u>-</u>	<u>(3,750)</u>	<u>-</u>	<u>(3,750)</u>	<u>-</u>
<b>Net Change in Fund Balances</b>	46,147	(209)	17,706	(27,429)	1,343	4	(26,840)	-	(26,840)	-
Fund Balances - Beginning of Year	23,786	16,157	3,112	15,671	61,791	1,008	31,960	-	31,960	-
Prior Period Adjustment, See Note W	5,911	(462)	3,930	1,350	-	-	126	-	126	-
<b>Fund Balances - End of Year</b>	<u>75,844</u>	<u>15,486</u>	<u>24,748</u>	<u>(10,408)</u>	<u>63,134</u>	<u>1,012</u>	<u>5,246</u>	<u>8,400</u>	<u>5,246</u>	<u>8,400</u>

**FRANKLIN COUNTY, ILLINOIS**  
 Combining Statement of Revenues, Expenditures, and Changes in Fund Balances  
 NON-MAJOR GOVERNMENTAL FUNDS-CONTINUED  
 For the Year Ended November 30, 2017

	SPECIAL REVENUE FUNDS									
	Victim Impact Fund	DUI Enforcement Fund	Geographic Information System	Animal Control Fund	Transportation Grant Fund	Sheriff County Forfeiture	Fringe Benefit Fund	Victim Assistance Grant		
<b>REVENUES</b>										
Taxes	-	\$ -	\$ -	\$ -	\$ -	\$ -	\$ -	\$ -		
Intergovernmental Grant Income	-	-	-	-	-	-	-	-		42,169
Fees for Services	3,015	15,187	119,091	47,664	-	-	-	-		-
Interest Income	73	124	1,288	112	-	-	-	-		27
Reimbursement of Expenditures	-	-	-	-	-	-	-	-		640,956
Other	-	-	-	-	-	11,577	-	-		3,910
<b>TOTAL REVENUES</b>	<u>3,088</u>	<u>15,311</u>	<u>120,379</u>	<u>47,776</u>	-	<u>11,577</u>	<u>644,893</u>	-		<u>42,169</u>
<b>EXPENDITURES</b>										
<i>Current:</i>										
General Government	-	-	65,835	-	-	88	1,504,093	-		-
Public Safety	-	358	-	640	-	-	-	-		-
Public Welfare	-	-	-	-	-	-	-	-		61,361
Judiciary and Court Related	-	-	-	-	-	-	-	-		-
Transportation	-	-	-	-	-	-	-	-		-
<i>Capital Outlay</i>										
General Government	-	-	2,366	-	-	-	-	-		-
Public Safety	-	15,465	-	-	-	-	-	-		-
Public Welfare	-	-	-	-	-	-	-	-		-
Judiciary and Court Related	-	-	-	-	-	-	-	-		-
Transportation	-	-	-	-	-	-	-	-		-
<i>Debt Service</i>										
<b>TOTAL EXPENDITURES</b>	<u>-</u>	<u>15,823</u>	<u>68,201</u>	<u>640</u>	-	<u>88</u>	<u>1,504,093</u>	-		<u>61,361</u>
Excess (Deficiency) of Revenues Over Expenditures	3,088	(512)	52,178	47,136	-	11,489	(859,200)	-		(19,192)
<b>OTHER FINANCING SOURCES (USES)</b>										
Loan Proceeds	-	-	-	-	-	-	-	-		-
Operating Transfers In	-	-	-	-	-	-	860,650	-		-
Operating Transfers Out	-	(12,024)	(9,294)	(48,136)	-	(10,668)	-	-		-
<b>TOTAL OTHER FINANCING SOURCES (USES)</b>	<u>-</u>	<u>(12,024)</u>	<u>(9,294)</u>	<u>(48,136)</u>	-	<u>(10,668)</u>	<u>860,650</u>	-		<u>-</u>
<b>Net Change in Fund Balances</b>	3,088	(12,536)	42,884	(1,000)	-	821	1,450	-		(19,192)
Fund Balances - Beginning of Year	18,442	33,618	344,863	4,925	(592)	6,434	(1,711)	-		21,485
Prior Period Adjustment, See Note W	-	-	2,439	(3,925)	86	-	25,769	-		-
<b>Fund Balances - End of Year</b>	<u>\$ 21,530</u>	<u>\$ 21,082</u>	<u>\$ 390,186</u>	<u>\$ -</u>	<u>\$ (506)</u>	<u>\$ 7,255</u>	<u>\$ 25,508</u>	<u>\$ -</u>		<u>\$ 2,293</u>



**FRANKLIN COUNTY, ILLINOIS**  
 Combining Statement of Revenues, Expenditures, and Changes in Fund Balances  
 NON-MAJOR GOVERNMENTAL FUNDS-CONTINUED  
 For the Year Ended November 30, 2017

	SPECIAL REVENUE FUNDS									
	State's Atty Drug Forfeiture	Youth Diversion Program	Death Certificate Surcharge	Rental Housing Support	Law Library Fund	Child Support Fund	Indemnity Fund	Sheriff's Fees Fund		
<b>REVENUES</b>										
Taxes	-	-	\$ 9,191	-	-	\$ 1,272	-	\$ -	-	-
Intergovernmental	-	-	-	-	-	-	-	-	-	-
Grant Income	-	-	-	-	-	-	-	-	-	-
Fees for Services	2,580	6,939	-	2,184	7,340	7,844	23,480	-	229,938	-
Interest Income	-	351	-	42	41	-	477	-	-	-
Reimbursement of Expenditures	-	-	-	-	-	-	-	-	-	-
Other	-	-	-	-	-	-	-	-	-	-
<b>TOTAL REVENUES</b>	<u>2,580</u>	<u>7,290</u>	<u>9,191</u>	<u>2,226</u>	<u>7,381</u>	<u>9,116</u>	<u>23,957</u>	<u>-</u>	<u>229,938</u>	<u>-</u>
<b>EXPENDITURES</b>										
<i>Current:</i>										
General Government	-	-	-	-	-	-	780	-	-	-
Public Safety	-	10,500	-	-	-	-	-	-	226,575	-
Public Welfare	-	-	4,244	-	-	-	-	-	-	-
Judiciary and Court Related	-	-	-	-	7,256	1,451	-	-	-	-
Transportation	-	-	-	-	-	-	-	-	-	-
<i>Capital Outlay</i>										
General Government	-	-	-	-	-	-	-	-	-	-
Public Safety	-	-	-	-	-	-	-	-	-	-
Public Welfare	-	-	2,965	-	-	-	-	-	-	-
Judiciary and Court Related	-	-	-	-	-	-	-	-	-	-
Transportation	-	-	-	-	-	-	-	-	-	-
<i>Debt Service</i>										
<b>TOTAL EXPENDITURES</b>	<u>-</u>	<u>10,500</u>	<u>7,209</u>	<u>-</u>	<u>7,256</u>	<u>1,451</u>	<u>780</u>	<u>-</u>	<u>226,575</u>	<u>-</u>
Excess (Deficiency) of Revenues Over Expenditures	2,580	(3,210)	1,982	2,226	125	7,665	23,177	-	3,363	-
<b>OTHER FINANCING SOURCES (USES)</b>										
Loan Proceeds	-	-	-	-	-	-	-	-	-	-
Operating Transfers In	-	-	-	-	-	-	-	-	-	-
Operating Transfers Out	-	-	-	-	-	-	(17,000)	-	-	-
<b>TOTAL OTHER FINANCING SOURCES (USES)</b>	<u>-</u>	<u>-</u>	<u>-</u>	<u>-</u>	<u>-</u>	<u>-</u>	<u>(17,000)</u>	<u>-</u>	<u>-</u>	<u>-</u>
<b>Net Change in Fund Balances</b>	2,580	(3,210)	1,982	2,226	125	7,665	6,177	-	3,363	-
Fund Balances - Beginning of Year	16,011	99,479	1,883	9,841	10,422	(15,517)	111,004	-	6,797	-
Prior Period Adjustment, See Note W	-	476	-	190	610	180	-	-	-	-
<b>Fund Balances - End of Year</b>	<u>\$ 18,591</u>	<u>\$ 96,745</u>	<u>\$ 3,865</u>	<u>\$ 12,257</u>	<u>\$ 11,157</u>	<u>\$ (7,672)</u>	<u>\$ 117,181</u>	<u>\$ -</u>	<u>\$ 10,160</u>	<u>\$ -</u>

**FRANKLIN COUNTY, ILLINOIS**  
 Combining Statement of Revenues, Expenditures, and Changes in Fund Balances  
 NON-MAJOR GOVERNMENTAL FUNDS-CONTINUED  
 For the Year Ended November 30, 2017

	SPECIAL REVENUE FUNDS									
	IL Public Risk Safety Grant	Cyber Crimes Fund	Hazardous Materials Grant	Meth Pilot Project	County Clerk Fees	Sex Offender Fees	E-MA Donation Fund	Cops Meth Control Grant		
<b>REVENUES</b>										
Taxes	-	\$ -	-	\$ -	-	\$ -	-	\$ -	-	\$ -
Intergovernmental Grant Income	47,172	-	32,321	-	-	-	6,373	-	-	-
Fees for Services	-	5,094	-	-	506,460	3,240	-	-	-	-
Interest Income	16	70	-	-	-	-	28	-	-	-
Reimbursement of Expenditures	-	-	-	-	-	-	-	-	-	-
Other	-	-	-	-	-	-	14,895	-	-	-
<b>TOTAL REVENUES</b>	<u>47,188</u>	<u>5,164</u>	<u>32,321</u>	<u>-</u>	<u>506,460</u>	<u>3,240</u>	<u>21,296</u>	<u>-</u>	<u>-</u>	<u>-</u>
<b>EXPENDITURES</b>										
<i>Current:</i>										
General Government	-	-	-	-	505,335	-	-	-	-	-
Public Safety	22,301	2,487	18,331	-	-	5,289	12,057	-	-	-
Public Welfare	-	-	-	-	-	-	-	-	-	-
Judiciary and Court Related	-	-	-	-	-	-	-	-	-	-
Transportation	-	-	-	-	-	-	-	-	-	-
<i>Capital Outlay</i>										
General Government	-	-	-	-	-	-	-	-	-	-
Public Safety	-	-	-	-	-	-	817	-	-	-
Public Welfare	-	-	-	-	-	-	-	-	-	-
Judiciary and Court Related	-	-	-	-	-	-	-	-	-	-
Transportation	-	-	-	-	-	-	-	-	-	-
<i>Debt Service</i>										
<b>TOTAL EXPENDITURES</b>	<u>22,301</u>	<u>2,487</u>	<u>18,331</u>	<u>-</u>	<u>505,335</u>	<u>5,289</u>	<u>12,874</u>	<u>-</u>	<u>-</u>	<u>-</u>
Excess (Deficiency) of Revenues Over Expenditures	24,887	2,677	13,990	-	1,125	(2,049)	8,422	-	-	-
<b>OTHER FINANCING SOURCES (USES)</b>										
Loan Proceeds	-	-	-	-	-	-	-	-	-	-
Operating Transfers In	-	-	-	-	-	-	-	-	-	-
Operating Transfers Out	-	-	(5,049)	-	-	(3,000)	-	-	-	-
<b>TOTAL OTHER FINANCING SOURCES (USES)</b>	<u>-</u>	<u>-</u>	<u>(5,049)</u>	<u>-</u>	<u>-</u>	<u>(3,000)</u>	<u>-</u>	<u>-</u>	<u>-</u>	<u>-</u>
<b>Net Change in Fund Balances</b>	24,887	2,677	8,941	-	1,125	(5,049)	8,422	-	-	-
Fund Balances - Beginning of Year	11,863	16,642	(15,689)	(2,351)	36,742	4,650	3,928	6,010	-	-
Prior Period Adjustment, See Note W	-	(80)	(601)	2,351	(36,206)	-	-	-	-	-
Fund Balances - End of Year	<u>\$ 36,750</u>	<u>\$ 19,239</u>	<u>\$ (7,349)</u>	<u>\$ -</u>	<u>\$ 1,661</u>	<u>\$ (399)</u>	<u>\$ 12,350</u>	<u>\$ 6,010</u>	<u>\$ -</u>	<u>\$ 6,010</u>

**FRANKLIN COUNTY, ILLINOIS**  
 Combining Statement of Revenues, Expenditures, and Changes in Fund Balances  
 NON-MAJOR GOVERNMENTAL FUNDS-CONTINUED  
 For the Year Ended November 30, 2017

	SPECIAL REVENUE FUNDS																			
	Fire Construction Grant	Payroll Withholding Fund	Mobile Home Tax Sale Automation	Indemnity Mobile Home	Coroner Fees Fund	Drug Enforcement Fund	States Attorney Anti-Crime	Drug Court Fund												
<b>REVENUES</b>																				
Taxes	-	\$	-	\$	-	\$	-	\$	-	\$	-	\$	-	\$	-	\$	-	\$	-	\$
Intergovernmental	-	-	-	-	-	-	-	-	-	-	-	-	-	-	-	-	-	-	-	-
Grant Income	-	-	-	-	-	-	-	-	-	-	-	-	-	-	-	-	-	-	-	-
Fees for Services	-	-	240	860	7,447	497	182,868	6,416	-	-	-	-	-	-	-	-	-	-	-	-
Interest Income	-	-	16	52	10	25	1,447	86	-	-	-	-	-	-	-	-	-	-	-	-
Reimbursement of Expenditures	-	-	-	-	-	-	-	-	-	-	-	-	-	-	-	-	-	-	-	-
Other	-	-	-	912	427	16,413	-	-	-	-	-	-	-	-	-	-	-	-	-	-
<b>TOTAL REVENUES</b>	-	-	256	7,884	16,935	184,315	6,502	6,502	-	-	-	-	-	-	-	-	-	-	-	-
<b>EXPENDITURES</b>																				
<i>Current:</i>																				
General Government	-	53,676	164	-	6,552	-	-	-	-	-	-	-	-	-	-	-	-	-	-	-
Public Safety	-	-	-	-	-	16,446	-	-	-	-	-	-	-	-	-	-	-	-	-	-
Public Welfare	-	-	-	-	-	-	-	-	-	-	-	-	-	-	-	-	-	-	-	-
Judiciary and Court Related	-	-	-	-	-	-	127,226	-	-	-	-	-	-	-	-	-	-	-	-	-
Transportation	-	-	-	-	-	-	-	-	-	-	-	-	-	-	-	-	-	-	-	-
<i>Capital Outlay:</i>																				
General Government	-	-	-	-	6,737	-	-	-	-	-	-	-	-	-	-	-	-	-	-	-
Public Safety	-	-	-	-	-	-	-	-	-	-	-	-	-	-	-	-	-	-	-	-
Public Welfare	-	-	-	-	-	-	-	-	-	-	-	-	-	-	-	-	-	-	-	-
Judiciary and Court Related	-	-	-	-	-	-	-	-	-	-	-	-	-	-	-	-	-	-	-	-
Transportation	-	-	-	-	-	-	-	-	-	-	-	-	-	-	-	-	-	-	-	-
<i>Debt Service</i>																				
<b>TOTAL EXPENDITURES</b>	-	53,676	164	-	13,289	16,446	127,226	6,502	-	-	-	-	-	-	-	-	-	-	-	-
Excess (Deficiency) of Revenues Over Expenditures	-	(53,676)	92	912	(5,405)	489	57,089	6,502	-	-	-	-	-	-	-	-	-	-	-	-
<b>OTHER FINANCING SOURCES (USES)</b>																				
Loan Proceeds	-	-	-	-	-	-	-	-	-	-	-	-	-	-	-	-	-	-	-	-
Operating Transfers In	3,750	53,675	-	-	-	-	-	-	-	-	-	-	-	-	-	-	-	-	-	-
Operating Transfers Out	-	-	-	-	-	-	(8,037)	-	-	-	-	-	-	-	-	-	-	-	-	-
<b>TOTAL OTHER FINANCING SOURCES (USES)</b>	3,750	53,675	-	-	-	-	(8,037)	-	-	-	-	-	-	-	-	-	-	-	-	-
<b>Net Change in Fund Balances</b>	3,750	(1)	92	912	(5,405)	489	49,052	6,502	-	-	-	-	-	-	-	-	-	-	-	-
Fund Balances - Beginning of Year	(18,310)	37,023	2,604	13,386	25,193	3,102	359,069	21,283	-	-	-	-	-	-	-	-	-	-	-	-
Prior Period Adjustment, See Note W	-	(37,020)	-	-	-	-	10,894	(1,647)	-	-	-	-	-	-	-	-	-	-	-	-
<b>Fund Balances - End of Year</b>	(14,560)	2	2,696	14,298	19,788	3,591	419,015	26,138	-	-	-	-	-	-	-	-	-	-	-	-

**FRANKLIN COUNTY, ILLINOIS**  
**Combining Statement of Revenues, Expenditures, and Changes in Fund Balances**  
**NON-MAJOR GOVERNMENTAL FUNDS-CONTINUED**  
 For the Year Ended November 30, 2017

	SPECIAL REVENUE FUNDS									
	State's Atty Records Automation	2013 Certificate & Interest Repayment	Capital Improvement Trust	Southern IL Drug Task Force	Bond & Interest Fund	Senior Citizens Services	Construction Grant Animal Control	Drug Task Force Seized Fund	Police Vehicle Fund	
<b>REVENUES</b>										
Taxes	-	-	\$	-	\$	34,984	\$	-	\$	-
Intergovernmental	-	-	-	-	-	-	-	-	-	-
Grant Income	-	44,000	-	-	-	-	-	-	2,518	-
Fees for Services	2,523	318	-	3	-	96	-	-	7	-
Interest Income	-	-	-	-	-	-	-	-	-	-
Reimbursement of Expenditures	-	-	-	-	-	-	-	-	-	3,000
Other	-	-	-	-	-	-	-	-	-	5,545
<b>TOTAL REVENUES</b>	<u>2,523</u>	<u>44,318</u>		<u>3</u>	<u>293,789</u>	<u>35,080</u>			<u>2</u>	
<b>EXPENDITURES</b>										
<i>Current:</i>										
General Government	-	-	-	-	-	53,004	-	-	-	-
Public Safety	-	-	-	-	-	-	-	-	-	-
Public Welfare	-	-	-	-	-	-	-	-	-	-
Judiciary and Court Related	4,203	-	-	-	-	-	-	-	-	-
Transportation	-	-	-	-	-	-	-	-	-	-
<i>Capital Outlay</i>										
General Government	-	-	-	-	-	-	-	-	-	-
Public Safety	-	-	-	-	-	-	-	-	-	-
Public Welfare	-	-	-	-	-	-	-	-	-	-
Judiciary and Court Related	-	-	-	-	-	-	-	-	-	-
Transportation	-	-	-	-	-	-	-	-	-	-
<i>Debt Service</i>										
	-	60,175	43,085	-	249,195	-	-	-	-	-
	4,203	60,175	43,085	-	249,195	53,004	-	-	-	-
<b>TOTAL EXPENDITURES</b>										
	<u>(1,680)</u>	<u>(15,857)</u>	<u>(43,085)</u>	<u>3</u>	<u>44,594</u>	<u>(17,924)</u>			<u>2</u>	<u>5,545</u>
Excess (Deficiency) of Revenues Over Expenditures										
<b>OTHER FINANCING SOURCES (USES)</b>										
Loan Proceeds	-	-	-	-	-	-	-	-	-	-
Operating Transfers In	-	15,796	-	-	-	-	-	-	-	-
Operating Transfers Out	-	-	-	-	-	-	-	-	-	(5,545)
<b>TOTAL OTHER FINANCING SOURCES (USES)</b>										
	-	<u>15,796</u>								<u>(5,545)</u>
<b>Net Change in Fund Balances</b>	<u>(1,680)</u>	<u>(61)</u>	<u>(43,085)</u>	<u>3</u>	<u>44,594</u>	<u>(17,924)</u>			<u>2</u>	
Fund Balances - Beginning of Year	247	93	44,943	1,645	8,144	31,158	7,184			
Prior-Period Adjustment, See Note W	148	-	-	-	56,741	6,750	(7,184)		657	
Fund Balances - End of Year	<u>\$ (1,285)</u>	<u>\$ 32</u>	<u>\$ 1,858</u>	<u>\$ 1,648</u>	<u>\$ 109,479</u>	<u>\$ 19,984</u>	<u>\$</u>	<u>\$</u>	<u>\$ 659</u>	<u>\$</u>

**FRANKLIN COUNTY, ILLINOIS**  
 Combining Statement of Revenues, Expenditures, and Changes in Fund Balances  
 NON-MAJOR GOVERNMENTAL FUNDS-CONCLUDED  
 For the Year Ended November 30, 2017

	SPECIAL REVENUE FUNDS										Total Non-Major Funds
	Sheriff's Grants Fund	CASA Fund	EMA Grant Fund	Campbell Building Construction	DECO Storage Grant	Drug Addiction Service Fee Fund	Hazardous Mitigation Fund	IL Municipal Retirement Fund			
<b>REVENUES</b>											
Taxes	\$ -	\$ -	\$ -	\$ -	\$ -	\$ -	\$ -	\$ -	\$ -	\$ -	\$ 916,009
Intergovernmental Grant Income	-	-	-	-	-	-	-	-	-	-	846,105
Fees for Services	-	19,182	-	-	-	675	10,824	-	-	-	222,111
Interest Income	-	-	-	-	-	1	-	-	-	-	2,006,462
Reimbursement of Expenditures	-	-	-	-	-	-	-	16,431	-	-	9,688
Other	-	19,182	-	-	-	676	10,824	-	-	-	1,211,976
<b>TOTAL REVENUES</b>	-	19,182	-	-	-	676	10,824	16,431	-	-	5,348,009
<b>EXPENDITURES</b>											
<i>Current:</i>											
General Government	-	20,548	-	-	-	-	-	-	-	-	3,372,865
Public Safety	-	-	-	-	-	-	12,895	-	-	-	673,862
Public Welfare	-	-	-	-	-	-	-	-	-	-	57,226
Judiciary and Court Related	-	-	-	-	-	-	-	-	-	-	438,011
Transportation	-	-	-	-	-	-	-	-	-	-	1,006,282
<i>Capital Outlay</i>											
General Government	-	-	-	546,585	-	-	-	-	-	-	555,688
Public Safety	-	-	-	-	-	-	-	-	-	-	42,281
Public Welfare	-	-	-	-	-	-	-	-	-	-	4,577
Judiciary and Court Related	-	-	-	-	-	-	-	-	-	-	-
Transportation	-	-	-	-	-	-	-	-	-	-	-
<i>Debt Service</i>											
<b>TOTAL EXPENDITURES</b>	-	20,548	-	546,585	-	-	12,895	-	-	-	6,613,851
Excess (Deficiency) of Revenues Over Expenditures	-	(1,366)	-	(546,585)	-	676	(2,071)	16,431	-	-	(1,265,842)
<b>OTHER FINANCING SOURCES (USES)</b>											
Loan Proceeds	-	-	-	550,000	-	-	-	-	-	-	550,000
Operating Transfers In	-	-	-	-	-	-	-	-	-	-	945,871
Operating Transfers Out	-	-	-	-	-	-	-	-	-	-	(231,196)
<b>TOTAL OTHER FINANCING SOURCES (USES)</b>	-	-	-	550,000	-	-	-	-	-	-	1,264,675
<b>Net Change in Fund Balances</b>	-	(1,366)	-	3,415	-	676	(2,071)	16,431	-	-	(1,167)
<b>Fund Balances - Beginning of Year</b>	-	-	-	-	-	-	-	-	-	-	3,085,096
Prior Period Adjustment, See Note W	-	1,366	-	-	-	-	12,895	-	-	-	215,014
<b>Fund Balances - End of Year</b>	-	-	-	3,415	-	676	10,824	16,431	-	-	3,298,943

**FRANKLIN COUNTY, ILLINOIS**  
 Combining Statement of Fiduciary Net Position  
 AGENCY FUNDS  
 November 30, 2017

	Federal Housing Fund	Mobile Home Privilege Tax Fund	Tax Collector Fund	TVA Fund	Interest Earned on RE Taxes	Forfeiture Redemption	Land Management	County Clerk Tax Redemption
<b>ASSETS</b>								
Cash and Cash Equivalents	\$ -	\$ 143,121	\$ 1,290,761	\$ 49,279	\$ 31,231	\$ 65,772	\$ 49,982	\$ 66,933
Investments	-	-	-	-	-	-	-	-
Property Tax Receivable	-	-	793,221	-	-	-	-	-
Other Receivables	87,817	3,292	-	-	-	3,479	-	-
Due From Other Funds	-	-	433,973	-	-	31,231	-	-
Due From Others	-	-	-	-	-	-	-	-
<b>TOTAL ASSETS</b>	<u>87,817</u>	<u>146,413</u>	<u>2,517,955</u>	<u>49,279</u>	<u>31,231</u>	<u>100,482</u>	<u>49,982</u>	<u>66,933</u>
<b>DEFERRED OUTFLOWS OF RESOURCES</b>								
None	-	-	-	-	-	-	-	-
<b>LIABILITIES</b>								
Tax Available for Distribution	-	-	2,403,322	-	-	-	-	-
Due to Other Funds	87,817	146,413	114,633	49,279	31,231	100,482	49,982	-
Redemption Payable	-	-	-	-	-	-	-	61,847
Due to Others	-	-	-	-	-	-	-	5,086
<b>TOTAL LIABILITIES</b>	<u>87,817</u>	<u>146,413</u>	<u>2,517,955</u>	<u>49,279</u>	<u>31,231</u>	<u>100,482</u>	<u>49,982</u>	<u>66,933</u>
<b>DEFERRED INFLOWS OF RESOURCES</b>								
None	-	-	-	-	-	-	-	-
<b>NET POSITION</b>	<u>\$ -</u>	<u>\$ -</u>	<u>\$ -</u>	<u>\$ -</u>	<u>\$ -</u>	<u>\$ -</u>	<u>\$ -</u>	<u>\$ -</u>

**FRANKLIN COUNTY, ILLINOIS**  
Combining Statement of Fiduciary Net Position  
**AGENCY FUNDS-CONCLUDED**  
November 30, 2017

	Agency Funds							Total Agency Funds
	State Welfare Fund	Unknown Heirs Fund	Unclaimed Property Fund	Sheriff's Inmate Trust	Sheriff's Inmate Bond	Circuit Clerk Fund		
<b>ASSETS</b>								
Cash and Cash Equivalents	\$ -	\$ 2,843	\$ 4,949	\$ 33,144	\$ 38,653	\$ 491,342	\$ 2,268,010	
Investments	-	-	-	-	-	785,643	785,643	
Property Tax Receivable	-	-	-	-	-	-	793,221	
Other Receivables	-	-	-	-	-	-	94,588	
Due From Other Funds	-	-	-	-	-	-	465,204	
Due From Others	-	-	-	-	-	-	-	
<b>TOTAL ASSETS</b>	-	2,843	4,949	33,144	38,653	1,276,985	4,406,666	
<b>DEFERRED OUTFLOWS OF RESOURCES</b>								
None	-	-	-	-	-	-	-	
<b>LIABILITIES</b>								
Tax Available for Distribution	-	-	-	-	-	-	2,403,322	
Due to Other Funds	-	-	-	-	-	134,612	714,449	
Redemption Payable	-	-	-	-	-	-	61,847	
Due to Others	-	2,843	4,949	33,144	38,653	1,142,373	1,227,048	
<b>TOTAL LIABILITIES</b>	-	2,843	4,949	33,144	38,653	1,276,985	4,406,666	
<b>DEFERRED INFLOWS OF RESOURCES</b>								
None	-	-	-	-	-	-	-	
<b>NET POSITION</b>	\$ -	\$ -	\$ -	\$ -	\$ -	\$ -	\$ -	

**FRANKLIN COUNTY, ILLINOIS**  
Combining Statement of Fiduciary Net Position  
**PENSION TRUST FUNDS**  
November 30, 2017

	IMRF Fund	Total Pension Trust Funds
<b>ASSETS</b>		
Cash and Cash Equivalents	\$ 382,131	\$ 382,131
Property Tax Receivable	39,472	39,472
<b>TOTAL ASSETS</b>	<u>421,603</u>	<u>421,603</u>
<b>DEFERRED OUTFLOWS OF RESOURCES</b>		
None	-	-
<b>LIABILITIES</b>		
IMRF Payable	96,264	96,264
<b>TOTAL LIABILITIES</b>	<u>96,264</u>	<u>96,264</u>
<b>DEFERRED INFLOWS OF RESOURCES</b>		
None	-	-
<b>NET POSITION - Reserved</b>	<u>\$ 325,339</u>	<u>\$ 325,339</u>



**FRANKLIN COUNTY, ILLINOIS**  
Combining Statement of Changes in Fiduciary Net Position  
**PENSION TRUST FUNDS**  
November 30, 2017

	IMRF Fund	Total Pension Trust Funds
<b>ADDITIONS</b>		
Taxes	\$ 507,083	\$ 507,083
Reimbursements	392,407	392,407
Interest Income	463	463
<b>TOTAL ADDITIONS</b>	<b>899,953</b>	<b>899,953</b>
<b>DEDUCTIONS</b>		
<i>Current:</i>		
General Government	29,838	29,838
<b>TOTAL DEDUCTIONS</b>	<b>29,838</b>	<b>29,838</b>
<b>NET INCREASE (DECREASE)</b>	<b>870,115</b>	<b>870,115</b>
Transfers In	-	-
Transfers Out	(926,033)	(926,033)
<b>NET TRANSFERS</b>	<b>(926,033)</b>	<b>(926,033)</b>
<b>NET INCREASE (DECREASE)</b>	<b>(55,918)</b>	<b>(55,918)</b>
<b>NET POSITION HELD IN TRUST - BEGINNING OF YEAR</b>	<b>379,007</b>	<b>379,007</b>
Prior Period Adjustment, See Note W	2,250	2,250
<b>NET POSITION HELD IN TRUST - END OF YEAR</b>	<b>\$ 325,339</b>	<b>\$ 323,089</b>

**FRANKLIN COUNTY, ILLINOIS**  
Combining Statement of Fiduciary Net Position  
**PRIVATE PURPOSE TRUST FUND**  
November 30, 2017

	Tourism Fund	Escheat Fund	Total Private-Purpose Trust
<b>ASSETS</b>			
Cash and Cash Equivalents	\$ 102,175	\$ 30,152	\$ 132,327
<b>TOTAL ASSETS</b>	<u>102,175</u>	<u>30,152</u>	<u>132,327</u>
<b>DEFERRED OUTFLOWS OF RESOURCES</b>			
None	-	-	-
<b>LIABILITIES</b>			
Due to Other Governments	-	-	-
<b>TOTAL LIABILITIES</b>	<u>-</u>	<u>-</u>	<u>-</u>
<b>DEFERRED INFLOWS OF RESOURCES</b>			
None	-	-	-
<b>NET POSITION - Reserved</b>	<u>\$ 102,175</u>	<u>\$ 30,152</u>	<u>\$ 132,327</u>

**FRANKLIN COUNTY, ILLINOIS**  
Combining Statement of Changes in Fiduciary Net Position  
**PRIVATE PURPOSE TRUST FUND**  
November 30, 2017

	Tourism Fund	Escheat Fund	Total Private-Purpose Trust
<b>ADDITIONS</b>			
Taxes	\$ 80,331	\$ -	\$ 80,331
Interest Income	292	-	292
Other	-	-	-
<b>TOTAL ADDITIONS</b>	<u>80,623</u>	<u>-</u>	<u>80,623</u>
<b>DEDUCTIONS</b>			
<i>Current:</i>			
General Government	50,000	-	50,000
<b>TOTAL DEDUCTIONS</b>	<u>50,000</u>	<u>-</u>	<u>50,000</u>
<b>NET INCREASE (DECREASE)</b>	30,623	-	30,623
Transfers In	-	-	-
Transfers Out	-	-	-
<b>NET TRANSFERS</b>	<u>-</u>	<u>-</u>	<u>-</u>
<b>NET INCREASE (DECREASE)</b>	30,623	-	30,623
<b>NET POSITION HELD IN TRUST - BEGINNING OF YEAR</b>	69,594	30,002	99,596
Prior Period Adjustment, See Note W	1,958	150	2,108
<b>NET POSITION HELD IN TRUST - END OF YEAR</b>	<u>\$ 102,175</u>	<u>\$ 30,152</u>	<u>\$ 132,327</u>

**FRANKLIN COUNTY, ILLINOIS**  
Listing of Individual Funds – Type and Primary Function  
 MAJOR FUNDS  
 November 30, 2017

<u>Fund</u>	<u>Type of Fund</u>	<u>Primary Function(s) of Fund</u>
General	Major	Receipt of local property taxes, fees, salary reimbursements and state payments for the County's share of various taxes, etc. Also, disbursement of these funds for all general County expenditures, except those specifically associated with other funds.
Joint Bridge	Major	Use of local funds for County bridge construction and repair.
Juvenile Detention Center	Major	Receipt and subsequent disbursement of fees charged and reimbursements received for housing juvenile inmates.
Motor Fuel Tax	Major	Accumulation of state motor fuel tax allotments to be disbursed for specific, approved projects.
Special County Bridge	Major	Use of local funds for County road and bridge construction repair.
Federal Aid Matching	Major	Receipt and disbursement of property taxes and local funds for specific federal aid projects.
County Highway	Major	Receipt and disbursement of property taxes and local funds for County Highway Fund expenditures.

**FRANKLIN COUNTY, ILLINOIS**  
Listing of Individual Funds – Type and Primary Function  
 NONMAJOR SPECIAL REVENUE FUNDS  
 November 30, 2017

<u>Fund</u>	<u>Type of Fund</u>	<u>Primary Function(s) of Fund</u>
2013 Certificate & Interest Repayment Fund	Special Revenue	Receipt and disbursement of interfund transfers for debt payments.
Animal Control Donation	Special Revenue	Receipt of donations to be used for the animal control facilities.
Animal Control	Special Revenue	Receipt of animal control fees and disbursement of related expenses.
Bond and Interest	Special Revenue	Receipt and disbursement of interfund transfers for debt payments.
Campbell Building Construction	Special Revenue	Receipt of 2016 debt certificate proceeds and payment of Campbell Building renovations.
Capital Improvement Trust	Special Revenue	Receipt and disbursement of interfund transfers and loans for capital improvements.
CASA Fund	Special Revenue	Receipt of fees charged by the Circuit Clerk for CASA.
Child Support	Special Revenue	Receipt of grant funds and fees and subsequent disbursement.
Construction Grant Animal Control	Special Revenue	Receipt of grant funds and subsequent disbursement for expenses.
Cops Meth Control Grant	Special Revenue	Receipt of grant funds and subsequent disbursement for expenses related to the fight against meth use.
Coroner Fees	Special Revenue	Receipt of fees related to the activities of the Coroner's office.
County Clerk Fees	Special Revenue	Receipt of various filing and recording fees and transfer of these fees to the General Fund.
Court Automation	Special Revenue	Accumulation of receipts from the Circuit Clerk for future purchase of computer hardware and software or other automation equipment.
Court Document Storage	Special Revenue	Receipt of filing fees for all court cases filed with Circuit Clerk and disbursements for maintenance of storage needs.
Court Security	Special Revenue	Accumulation of receipts from the Circuit Clerk for courthouse security needs.

**FRANKLIN COUNTY, ILLINOIS**  
Listing of Individual Funds – Type and Primary Function  
 NONMAJOR SPECIAL REVENUE FUNDS - continued  
 November 30, 2017

<u>Fund</u>	<u>Type of Fund</u>	<u>Primary Function(s) of Fund</u>
Cyber Crimes	Special Revenue	Receipt of Circuit Clerk fees to be expended in ways necessary to combat computer based crime.
DCEO Storage Grant	Special Revenue	Receipt of grant funds to be used for a storage building.
Death Certificate Surcharge	Special Revenue	Receipt and subsequent disbursement of fees.
Drug Addiction Service Fee	Special Revenue	Receipt of fees through the Circuit Clerk court to be expended in ways necessary to providing drug addiction services.
Drug Court Fund	Special Revenue	Receipt and disbursement of court fees.
Drug Donation	Special Revenue	Receipt of private donations to defray the costs of drug enforcement.
Drug Enforcement	Special Revenue	Receipt and subsequent disbursement for drug enforcement.
Drug Task Force Seized	Special Revenue	Franklin County's share of seized funds to be expended in ways necessary to combat illegal drugs related crime.
DUI Enforcement	Special Revenue	Accumulation of receipts from the Circuit Clerk to be used for future Sheriff DUI equipment purchases.
EMA Donation	Special Revenue	Receipt of donations to be used for EMA purposes.
EMA Grant	Special Revenue	Receipt of grant funds to be used for EMA purposes.
Fire Construction Grant	Special Revenue	Receipt of funds to be used for the reconstruction of the animal control building.
Fringe Benefit	Special Revenue	Receipt and disbursement of insurance premiums for fringe benefits for employees.
Geographic Information Systems	Special Revenue	To defray the cost of implementing and maintaining the County's Geographic Information System.
HAVA Phase II Grant	Special Revenue	Receipt and subsequent disbursement of grant funds for voter election purposes.
Hazardous Materials Grant	Special Revenue	Receipt and subsequent disbursement of grant funds for hazardous materials training.
Hazardous Mitigation Grant	Special Revenue	Receipt and subsequent disbursement of grant funds for hazardous mitigation training.

**FRANKLIN COUNTY, ILLINOIS**  
Listing of Individual Funds – Type and Primary Function  
 NONMAJOR SPECIAL REVENUE FUNDS - continued  
 November 30, 2017

<u>Fund</u>	<u>Type of Fund</u>	<u>Primary Function(s) of Fund</u>
Health Insurance Fund	Special Revenue	Receipt and disbursement of funds and payments for health insurance premiums.
ICJIA Grant Fund	Special Revenue	Receipt and disbursement of grant funds for related positions.
Illinois Municipal Retirement Fund	Special Revenue	County Treasurer's clearing account for IMRF payments not yet turned over to County Clerk.
Illinois Public Risk Safety Grant	Special Revenue	Receipt and disbursement of grant funds for safety equipment or improvements.
Indemnity	Special Revenue	Receipt of fees from the annual tax sale. The proceeds of which are to be used to offset any County expense related to an incorrect sale of an individual's taxes.
Indemnity Mobile Home	Special Revenue	Receipt of fees from the annual mobile home tax sale. The proceeds of which are to be used to offset and County expense related to an incorrect sale of an individual's taxes.
Insurance	Special Revenue	Receipt of property taxes and subsequent disbursement for insurance premiums.
Law Library	Special Revenue	Receipt of fees charged by the Circuit Clerk for subsequent disbursement of Law Library expenditures.
Meth Pilot Project	Special Revenue	Receipt and subsequent disbursement of State grant funds for a treatment program at the Juvenile Detention Center.
Mobile Home Tax Sale Automation	Special Revenue	Receipt of fees from mobile home tax sales to be used for the automation of mobile home tax collections.
National School Lunch Program	Special Revenue	Receipt and disbursement of grant funds for school lunch programs.
911	Special Revenue	Receipt of funds from utility company surcharges. Expenditure of funds for operation of the 911 emergency system.
Payroll Withholding	Special Revenue	Receipt of funds withheld from payroll and subsequent disbursement for payroll benefits.
Police Vehicle	Special Revenue	Receipt of fees from Circuit Clerk for purchase of police vehicles.

**FRANKLIN COUNTY, ILLINOIS**  
Listing of Individual Funds – Type and Primary Function  
 NONMAJOR SPECIAL REVENUE FUNDS - continued  
 November 30, 2017

<u>Fund</u>	<u>Type of Fund</u>	<u>Primary Function(s) of Fund</u>
Probation Services	Special Revenue	Receipt and subsequent disbursement of probation fines.
Recording and Computer	Special Revenue	Accumulation of receipts from the County Clerk for future equipment purchases.
Recycling Program	Special Revenue	Receipt and subsequent disbursement of funds used to support a recycling program.
Rental Housing Support	Special Revenue	Receipt and disbursement of rental housing fees charged by the County Clerk to record qualified documents.
Senior Citizens Services	Special Revenue	Receipt of tax proceeds for senior citizens programs.
Sex Offender Fees	Special Revenue	Receipt of sex offender registration Fees.
Sheriff County Forfeiture	Special Revenue	Receipt of forfeited drug monies and disbursement of drug use prevention expenses.
Sheriff's Fees	Special Revenue	Accumulation of fees and fines; subsequently transferred to the General Fund.
Sheriff's Grant	Special Revenue	Receipt and disbursement of grant funds.
Social Security	Special Revenue	Receipt and subsequent disbursement of property taxes for the employer portion of social security tax.
Social Security Administration	Special Revenue	Receipt of SSA fees for housing inmates that are receiving social security benefits.
Southern IL Drug Task Force	Special Revenue	Receipt and subsequent disbursement of grants and forfeiture proceeds for public safety.
State's Attorney Anti-Crime	Special Revenue	Receipt and disbursement of fees.
State's Attorney Drug Forfeiture	Special Revenue	Receipt and subsequent disbursement of federal funds received from drug forfeiture cases.
State's Attorney Records Automation	Special Revenue	Accumulation of receipts from the court fees for automating the State's Attorney's Office.
Tax Sale Automation	Special Revenue	Accumulation of receipts from tax sales for future purchase of computer equipment for the Treasurer.



**FRANKLIN COUNTY, ILLINOIS**  
Listing of Individual Funds – Type and Primary Function  
 NONMAJOR SPECIAL REVENUE FUNDS - concluded  
 November 30, 2017

<u>Fund</u>	<u>Type of Fund</u>	<u>Primary Function(s) of Fund</u>
Township Bridge	Special Revenue	Expenditures of state funds for repair and construction of bridges.
Township Motor Fuel Tax	Special Revenue	Accumulation of state motor fuel allotments to be disbursed for specific approved projects.
Transportation Grant	Special Revenue	Receipt and subsequent disbursement of grant proceeds for the transport of juveniles to and from the Detention Center.
Victim Assistance Grant	Special Revenue	Receipt and disbursement of victim assistance grant.
Victim Impact	Special Revenue	Receipt and disbursement of victim impact fees.
Youth Diversion Program	Special Revenue	Receipt of fees from the Circuit Clerk for a juvenile detention program.

**FRANKLIN COUNTY, ILLINOIS**  
Listing of Individual Funds – Type and Primary Function  
 FIDUCIARY FUNDS  
 November 30, 2017

<u>Fund</u>	<u>Type of Fund</u>	<u>Primary Function(s) of Fund</u>
Circuit Clerk	Agency	Receipt and subsequent disbursement of fines and fees through the court system.
County Clerk Tax Redemption	Agency	Receipt of tax sale redemptions and subsequent disbursement to tax buyers.
Federal Housing	Agency	Receipt of payments in lieu of tax from the Franklin County Housing Authority.
Forfeiture Redemption	Agency	Receipt of redeemed taxes from the County Trustee and other tax buyers.
Interest Earned on Real Estate Taxes	Agency	Receipt and subsequent disbursement of interest earned on the tax collector's real estate accounts.
Land Management	Agency	Receipt and subsequent disbursement of payments in lieu of tax from the Army Corp of Engineers.
Mobile Home Privilege Tax	Agency	Receipt and subsequent disbursement of mobile home taxes.
Sheriff's Inmate Bond	Agency	Receipt and disbursement of bond funds received from inmates.
Sheriff's Inmate Trust	Agency	Receipt and subsequent disbursement of inmate funds.
State Welfare	Agency	Receipt of General Assistance funds to pass through to Townships.
Tax Collector	Agency	Collection of property taxes, mobile home taxes and various fees, and payments in lieu of taxes with subsequent disbursement to the various County taxing districts.
TVA	Agency	Receipt and subsequent disbursement of payments in lieu of tax from the TVA.
Unclaimed Property	Agency	Custodial receipt of unclaimed funds.
Unknown Heirs	Agency	Custodial receipt of funds from estates with no known heirs.

**FRANKLIN COUNTY, ILLINOIS**  
Listing of Individual Funds – Type and Primary Function  
 FIDUCIARY FUNDS - concluded  
 November 30, 2017

<u>Fund</u>	<u>Type of Fund</u>	<u>Primary Function(s) of Fund</u>
Illinois Municipal Retirement Retirement Fund	Pension Trust	Disbursement of county and employee funds for expenditures for the Illinois Municipal System.
Escheat	Private-Purpose	Custodial receipt and subsequent accounting for proceeds of sale of property of deceased taxpayers with no known heirs.
Tourism	Private-Purpose	Receipt of bed tax from county hotels and motels and subsequent disbursement to the Franklin County Tourism Bureau.

**FRANKLIN COUNTY, ILLINOIS**  
**Schedule of Findings and Questioned Costs**  
**For the Year Ended November 30, 2017**

**FINDING 1: 2017-1**

Segregation of duties is limited (Significant Deficiency)

Criteria:

Generally Accepted Accounting Principles

Condition:

There is limited segregation of duties over cash receipts, cash disbursements, recording of transactions and reconciliation of the bank accounts in the Treasurer's Office.

Cause:

The cost versus the benefit of hiring additional qualified staff is not conducive for the County.

Potential Effect:

Transaction and reporting errors could occur and not be detected in a timely manner.

Recommendation:

The County should segregate or rotate duties so that no one individual handles a transaction from its inception to its completion. While the County's current staffing arrangement may not permit an adequate segregation of duties in all respects for an effective system of internal control procedures, it is important that you are aware of this condition.

Responsible Party and  
Implementation Date:

The responsible party for this recommendation is the Franklin County Treasurer. The Treasurer is currently working on delegating responsibilities within the Treasurer's Office to improve the controls and segregation of duties.

Management Response:

They are aware of this condition. They will review their staffing arrangements, assignment of duties and employee bonding.

**FINDING 2: 2017-2**  
(Repeat Finding)

Lack of Stabilization Policy (Significant Deficiency)

Criteria:

Governmental Auditing Standards Board Statement No. 54

Condition:

The County does not have a formal stabilization plan in the event of emergency situations or when revenue shortages or budgetary imbalances arise.

Cause:

The County does not have the current cash flows to set aside funds.

Potential Effect:

The County would not be prepared financially in the event of emergency situations or when revenue shortages or budgetary imbalances arise.

**FRANKLIN COUNTY, ILLINOIS**  
Schedule of Findings and Questioned Costs - concluded  
For the Year Ended November 30, 2017

**FINDING 2: 2017-2**  
(Repeat Finding)

Lack of Stabilization Policy (Significant Deficiency) - concluded

Recommendation:

The County should establish a formal stabilization plan to set aside funds for use in emergency situations, or when revenue shortages, or budgetary imbalances arise. The stabilization plan should include provisions and controls that dictate the circumstances under which they can be spent. The stabilization plan should include amounts for budget or revenue stabilization, working capital needs, contingencies or emergencies, compensated absences, Courthouse repairs and maintenance and other designated purposes.

Responsible Party and  
Implementation Date:

The responsible party for this recommendation is the Franklin County Board. A future implementation date is pending as the cash flow and revenue stream improves.

Management Response:

The County Board is aware of the finding and GASB 54 requirement and plan to formalize a plan when more cash flows are available.

**FRANKLIN COUNTY, ILLINOIS**  
Schedule of Prior Findings and Questioned Costs  
For the Year Ended November 30, 2017

**FINDING: 2016-1**

Condition: Lack of compliance with the County's Capital Asset Policies and Procedures

Current Status: Corrective actions were taken.

**FINDING: 2016-2**

Condition: Lack of implementation of Governmental Auditing Standards Board No. 54

Current Status: Corrective actions were taken by implementing a fund balance policy. However, the County Board still lacks a formal stabilization plan.