



Illinois Department of Transportation

Division of Highways / Region 5 / District 9
P.O. Box 100 / Carbondale, Illinois / 62903-0100
Telephone 618/549-2171

October 17, 2019

Franklin County
County Road District MFT
Review #61

GREG WOOLARD
FRANKLIN COUNTY CLERK
PO BOX 607
BENTON, IL 62812

FILED
OCT 24 2019

FRANKLIN CO. CLERK

Dear Mr. Woolard:

Attached is a copy of the Compliance Review #61 covering the receipt and disbursement of MFT Funds by the County for the period beginning January 1, 2013 and ending December 31, 2018.

This report should be presented to the County Board at their first regular meeting after receipt of this letter and then filed as a permanent record in your office.

Very truly yours,

Keith Roberts, P.E.
Acting Region Five Engineer


By: J. Travis Emery
Local Roads & Streets Engineer

JPZ:aln
Attachment
cc: Joe Zurliene
Michael Rolla, County Engineer



Agency: Franklin Co RD	
Compliance Review for: <input checked="" type="checkbox"/> Motor Fuel Tax <input type="checkbox"/> Township Bridge <input type="checkbox"/> Special Assessment <input type="checkbox"/> G.O. Bond Issue <input type="checkbox"/> MFT Fund Bond Issue	Compliance Review Year(s): 2013 - 2018
	Compliance Review Number: 61
	Date: August 28, 2019



Franklin Co RD

Compliance Review No. 61

- We hereby certify that we have reviewed the books and records in so far as they pertain to the receipt and disbursement of the Motor Fuel Tax Fund of the Franklin Co RD for the period beginning Jan. 1, 2013 and ending Dec. 31, 2018, and that entries for receipts in these books and records are true and correct and are in agreement with the records maintained by the Department of Transportation and that entries for disbursements are supported by cancelled warrants or checks with exceptions noted in the compliance review findings.

We further certify that we have verified entries in the claim registers with the original claims and cancelled warrants, that we have examined and checked the records of the County Clerk and County Treasurer and have compared the expenditures listed in the warrant registers of those offices against the minutes of the County Board maintained by the County Clerk and have found them to be in accordance therewith exceptions noted in the compliance review findings.



Reviewer

REVIEWED AND APPROVED BY

Date: _____

District Local Roads and Streets Engineer

Franklin Co RD

Compliance Report No. 61

Audit Period: Jan. 1, 2013 to Dec. 31, 2018

Purpose of Compliance Review:	To determine the status of Motor Fuel Tax Funds as of Dec. 31, 2018
--------------------------------------	---

The other receipts to the Motor Fuel Tax Fund were \$1,282,787.30 received as follows:

Interest 2018	17,646.30
IL Jobs Now	261,592.00
Capital Bill	130,796.00
Needy Township	387,753.00
Jurisd Transfer	485,000.00
Total received:	\$1,282,787.30

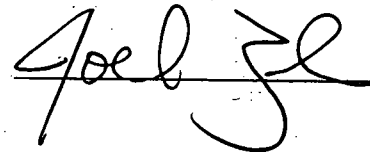
The 2014 MES was not completed until the review. The following years MES's were on file by the end of the review and closed following the review.

2013	2014	2015	2016	2017	2018
------	------	------	------	------	------

The following final reports were submit with the review

09-06130-00-BR	14-12130-00-BR	13-10126-00-BR	14-06132-00-BR	11-03127-00-BR	11-07131-00-BR
14-03128-00-BR	11-11130-00-BR	06-10125-00-BR	08-02136-00-BR	06-10125-00-BR	08-02136-00-BR
10-06131-00-BR					

SIGNED





Fund Balance and Bank Reconciliation

Franklin Co RD

Compliance Review Report No. 61

Compliance Reivew Period Jan. 1, 2013 - Dec. 31, 2018

Date: August 28, 2019

Fund Balance	Unobligated	Obligated	Total	Outstanding Warrants		
Balance Previous Compliance Review	539,783.68	43,597.12	583,380.80			
Allotments	4,492,355.13	0.00	4,492,355.13			
Total MFT Funds	5,032,138.81	43,597.12	5,075,735.93			
Approved Authorizations	(6,117,087.35)	6,117,087.35	0.00			
Other Receipts		1,282,787.30	1,282,787.30			
Total	(1,084,948.54)	7,443,471.77	6,358,523.23			
Disbursements		5,699,024.82	5,699,024.82			
Surplus (Credits)	1,489,128.45	(1,489,128.45)	0.00			
Unexpended Balance	404,179.91	255,318.50	659,498.41			
Bank Reconciliation						
Balance in Fund per Bank Certificate Dec. 31, 2018			659,498.41			
Deduct Outstanding Warrants						
Add Outstanding investments			0.00			
Additions						
Subtraction's						
Net Balance in Account Dec. 31, 2018			659,498.41			

Certified Correct

Joel Z...

 Reviewer



Southern Illinois Bank

1012 W. Broadway
P.O. Box 157
Johnston City, IL 62951
Telephone (618) 983-8433
Fax (618) 983-6224

404 S. Logan Street
P.O. Box 128
West Frankfort, IL 62896
Telephone (618) 932-8536
Fax (618) 932-3106

202 N. Christopher Rd.
P.O. Box 70
Zeigler, IL 62999
Telephone (618) 596-8028
Fax (618) 596-8067

21394 Shawneetown Rd.
P.O. Box 118
Thompsonville, IL 62890
Telephone (618) 627-4400
Fax (618) 627-4410

1413 S. Park Avenue
P.O. Box 597
Herrin, IL 62948
Telephone (618) 942-9470
Fax (618) 942-9486

SIL #28

3 - 31

PAGE 1

FRANKLIN COUNTY TREASURER
TOWNSHIP MOTOR FUEL
PO BOX 967
BENTON IL 62812

ACCOUNT 1010999

STATEMENT PERIOD
11/30/2018 TO 12/31/2018

CHECKING SUMMARY

N.O.W. - 1010999	
CHECKING BALANCE LAST STATEMENT.....	527,771.71
2 DEPOSITS.....	133,060.11
1 OTHER CREDITS.....	296.03
1 CHECKS.....	1,629.44
OTHER DEBITS.....	.00
CHECKING BALANCE THIS STATEMENT.....	659,498.41

01/26/2019
S

INTEREST SUMMARY

31 DAYS IN STATEMENT CYCLE
.60% INTEREST RATE
.60% ANNUAL PERCENTAGE YIELD EARNED
296.03 AMOUNT OF EARNED INTEREST
580,859.16 AVERAGE DAILY LEDGER BALANCE

FEE SUMMARY

TOTAL FEES IMPOSED .00

SUMMARY OF OVERDRAFT AND RETURNED ITEM FEES

	TOTAL FOR THIS PERIOD	TOTAL YEAR-TO-DATE
TOTAL OVERDRAFT FEES	\$0.00	\$0.00
TOTAL RETURNED ITEM FEES	\$0.00	\$0.00

ACCOUNT CREDIT TRANSACTIONS

DATE	AMOUNT	DESCRIPTION
12/13	67,898.11	DEPOSIT
12/24	65,162.00	DEPOSIT
12/31	296.03	INTEREST

CHECKS

DATE	CHECK NO.	AMOUNT	DATE	CHECK NO.	AMOUNT
12/11	3767	1,629.44			



Member FDIC



Summary of Motor Fuel Tax Fund Transactions
By Sections and Categories

Franklin Co RD

Compliance Review Period: January 1, 2013 - December 31, 2018

Compliance Review Report No. 61

Section	Balance Prev. Review	Total Amount Authorized	Adjustments	Other Receipts	Total Funds Available	Total Disbursements	Surplus to Unobligated Balance (Credits)	Unexpended Balance	Prev. Accumulated Disbursements	Total Accumulated Disbursements
BARRON					0.00			0.00		0.00
12-01000-00-GM	432.00				432.00	432.00		0.00	58,994.98	59,426.98
ENGR	1,823.17				1,823.17	1,823.17		0.00		1,823.17
13-01000-00-GM		37,940.00			37,940.00	37,980.10		(40.10)		37,980.10
ENGR		1,138.20			1,138.20	1,139.40		(1.20)		1,139.40
14-01000-00-GM		38,540.00			38,540.00	37,617.93		922.07		37,617.93
ENGR		1,156.20			1,156.20	1,128.54		27.66		1,128.54
15-01000-00-GM		39,700.00			39,700.00	38,291.31	1,408.69	0.00		38,291.31
ENGR		1,191.00			1,191.00	1,148.74	42.26	0.00		1,148.74
16-01000-00-GM		33,950.00			33,950.00	30,080.63	3,869.37	0.00		30,080.63
ENGR		1,018.50			1,018.50	902.49	116.01	0.00		902.49
17-01000-00-GM		38,130.00			38,130.00	37,588.34	541.66	0.00		37,588.34
ENGR		1,143.90			1,143.90	1,127.65	16.25	0.00		1,127.65
18-01000-00-GM		33,900.00			33,900.00	33,926.53		(26.53)		33,926.53
ENGR		1,017.00			1,017.00			1,017.00		0.00
					0.00			0.00		0.00
IJN					0.00			0.00		0.00
2014				10,458.00	10,458.00		10,458.00	0.00		0.00
					0.00			0.00		0.00
CAPITAL BILL					0.00			0.00		0.00
2015				5,229.00	5,229.00		5,229.00	0.00		0.00
					0.00			0.00		0.00
NEEDY TOWN					0.00			0.00		0.00
2014				5,159.00	5,159.00		5,159.00	0.00		0.00
2015				4,964.00	4,964.00		4,964.00	0.00		0.00
2016				5,306.00	5,306.00		5,306.00	0.00		0.00
2017				4,491.00	4,491.00		4,491.00	0.00		0.00
2018				4,618.00	4,618.00		4,618.00	0.00		0.00
				4,162.00	4,162.00		4,162.00	0.00		0.00
					0.00			0.00		0.00
TOTALS	2,255.17	228,824.80	0.00	44,387.00	275,466.97	223,186.83	50,381.24	1,898.90	58,994.98	282,181.81

Franklin Co RD

Compliance Review Period: January 1, 2013 - December 31, 2018

Compliance Review Report No. 61

Section	Balance Prev. Review	Total Amount Authorized	Adjustments	Other Receipts	Total Funds Available	Total Disbursements	Surplus to Unobligated Balance (Credits)	Unexpended Balance	Prev. Accumulated Disbursements	Total Accumulated Disbursements
BROWNING					0.00			0.00		0.00
12-03000-00-GM					0.00			0.00	75,583.69	75,583.69
ENGR	2,267.51				2,267.51	2,267.51		0.00		2,267.51
13-03000-00-GM		71,315.00			71,315.00	75,913.89		(4,598.89)		75,913.89
ENGR		2,139.45			2,139.45	2,277.42		(137.97)		2,277.42
14-03000-00-GM		70,015.00			70,015.00	63,278.43		6,736.57		63,278.43
ENGR		2,100.45			2,100.45	1,898.35		202.10		1,898.35
15-03000-00-GM		76,537.50			76,537.50	73,769.07	2,768.43	(0.00)		73,769.07
ENGR		2,296.13			2,296.13	2,205.31	90.82	0.00		2,205.31
16-03000-00-GM		61,172.50			61,172.50	63,042.89		(1,870.39)		63,042.89
ENGR		1,835.18			1,835.18	1,875.90		(40.72)		1,875.90
17-03000-00-GM		60,795.00			60,795.00	63,255.15		(2,460.15)		63,255.15
ENGR		1,823.85			1,823.85	1,897.65		(73.80)		1,897.65
18-03000-00-GM		62,600.00			62,600.00	59,303.09		3,296.91		59,303.09
ENGR		1,878.00			1,878.00			1,878.00		0.00
					0.00			0.00		0.00
IJN					0.00			0.00		0.00
2014				21,338.00	21,338.00		21,338.00	0.00		0.00
					0.00			0.00		0.00
CAPITAL BILL					0.00			0.00		0.00
2015				10,669.00	10,669.00		10,669.00	0.00		0.00
					0.00			0.00		0.00
NEEDY TOWN					0.00			0.00		0.00
2014				1,543.00	1,543.00		1,543.00	0.00		0.00
2015				1,455.00	1,455.00		1,455.00	0.00		0.00
2019				1,272.00	1,272.00		1,272.00	0.00		0.00
					0.00			0.00		0.00
					0.00			0.00		0.00
					0.00			0.00		0.00
					0.00			0.00		0.00
TOTALS	2,267.51	414,508.06	0.00	36,277.00	453,052.57	410,984.66	39,136.25	2,931.66	75,583.69	486,568.35

Franklin Co RD

Compliance Review Period: January 1, 2013 - December 31, 2018

Compliance Review Report No. 61

Section	Balance - Prev. Review	Total Amount Authorized	Adjustments	Other Receipts	Total Funds Available	Total Disbursements	Surplus to Unobligated Balance (Credits)	Unexpended Balance	Prev. Accumulated Disbursements	Total Accumulated Disbursements
CAVE					0.00			0.00		0.00
12-04000-00-GM	432.00				432.00	432.00		0.00	92,178.35	92,610.35
ENGR	2,778.31				2,778.31	2,778.31		0.00		2,778.31
13-04000-00-GM		81,687.50			81,687.50	85,731.26		(4,043.76)		85,731.26
ENGR		2,450.63			2,450.63	2,571.94		(121.31)		2,571.94
14-04000-00-GM		88,085.00			88,085.00	83,358.40		4,726.60		83,358.40
ENGR		2,642.55			2,642.55	2,500.75		141.80		2,500.75
15-04000-00-GM		93,227.50			93,227.50	88,897.97	4,329.53	0.00		88,897.97
ENGR		2,796.83			2,796.83	2,665.52	131.31	0.00		2,665.52
16-04000-00-GM		81,636.25			81,636.25	68,847.43	12,788.82	0.00		68,847.43
ENGR		2,449.09			2,449.09	2,066.37	382.72	0.00		2,066.37
17-04000-00-GM		89,902.50			89,902.50	89,327.94		574.56		89,327.94
ENGR		2,697.08			2,697.08	2,679.84		17.24		2,679.84
18-04000-00-GM		81,500.00			81,500.00	81,169.83		330.17		81,169.83
ENGR		2,445.00			2,445.00			2,445.00		0.00
					0.00			0.00		0.00
IL JOBS NOW				24,106.00	24,106.00		24,106.00	0.00		0.00
					0.00			0.00		0.00
CAPITAL BILL					0.00			0.00		0.00
2015				12,053.00	12,053.00		12,053.00	0.00		0.00
					0.00			0.00		0.00
NEEDY TOWN					0.00			0.00		0.00
2014				11,357.00	11,357.00		11,357.00	0.00		0.00
2015				11,454.00	11,454.00		11,454.00	0.00		0.00
2016				11,473.00	11,473.00		11,473.00	0.00		0.00
2017				9,921.00	9,921.00		9,921.00	0.00		0.00
2018				10,490.00	10,490.00		10,490.00	0.00		0.00
2019				15,025.00	15,025.00		15,025.00	0.00		0.00
					0.00			0.00		0.00
					0.00			0.00		0.00
TOTALS	3,210.31	531,519.93	0.00	105,879.00	640,609.24	513,027.56	123,511.38	4,070.30	92,178.35	605,205.91

Franklin Co RD

Compliance Review Period: January 1, 2013 - December 31, 2018

Compliance Review Report No. 61

Section	Balance Prev. Review	Total Amount Authorized	Adjustments	Other Receipts	Total Funds Available	Total Disbursements	Surplus to Unobligated Balance (Credits)	Unexpended Balance	Prev. Accumulated Disbursements	Total Accumulated Disbursements
DENNING					0.00			0.00		0.00
12-05000-00-GM	1,162.59				1,162.59	1,162.59		0.00	67,928.09	69,090.68
ENGR	2,072.72				2,072.72	2,072.72		0.00		2,072.72
13-05000-00-GM		64,882.50			64,882.50	62,078.97	2,803.53	0.00		62,078.97
ENGR		1,946.48			1,946.48	1,862.37	84.11	0.00		1,862.37
14-05000-00-GM		65,630.00			65,630.00	63,237.29		2,392.71		63,237.29
ENGR		1,968.90			1,968.90	1,897.12		71.78		1,897.12
15-05000-00-GM		66,455.00			66,455.00	57,819.95	8,636.05	(1.00)		57,819.95
ENGR		1,993.65			1,993.65	1,735.71	257.94	0.00		1,735.71
16-05000-00-GM		62,085.00			62,085.00	56,754.23	5,330.77	0.00		56,754.23
ENGR		1,862.55			1,862.55	1,702.69	159.86	0.00		1,702.69
17-05000-00-GM		61,520.00			61,520.00	58,983.93		2,536.07		58,983.93
ENGR		1,845.60			1,845.60	1,769.59		76.01		1,769.59
18-05000-00-GM		58,895.00			58,895.00	55,352.38		3,542.62		55,352.38
ENGR		1,766.85			1,766.85			1,766.85		0.00
					0.00			0.00		0.00
					0.00			0.00		0.00
IJN					0.00			0.00		0.00
2014				19,774.00	19,774.00		19,774.00	0.00		0.00
					0.00			0.00		0.00
CAPITAL BILL					0.00			0.00		0.00
2015				9,887.00	9,887.00		9,887.00	0.00		0.00
					0.00			0.00		0.00
					0.00			0.00		0.00
					0.00			0.00		0.00
					0.00			0.00		0.00
					0.00			0.00		0.00
					0.00			0.00		0.00
					0.00			0.00		0.00
					0.00			0.00		0.00
					0.00			0.00		0.00
					0.00			0.00		0.00
					0.00			0.00		0.00
TOTALS	3,235.31	390,851.53	0.00	29,661.00	423,747.84	366,429.54	46,933.26	10,385.04	67,928.09	434,357.63

Franklin Co RD

Compliance Review Period: January 1, 2013 - December 31, 2018

Compliance Review Report No. 61

Section	Balance Prev. Review	Total Amount Authorized	Adjustments	Other Receipts	Total Funds Available	Total Disbursements	Surplus to Unobligated Balance (Credits)	Unexpended Balance	Prev. Accumulated Disbursements	Total Accumulated Disbursements
EASTERN					0.00			0.00		0.00
12-06000-00-GM					0.00			0.00	115,404.18	115,404.18
ENGR	3,462.13				3,462.13	3,462.13		0.00		3,462.13
13-06000-00-GM		97,700.00			97,700.00	97,647.32	52.68	(0.00)		97,647.32
ENGR		2,931.00			2,931.00	2,929.42	1.58	(0.00)		2,929.42
14-06000-00-GM		104,700.00			104,700.00	106,597.34		(1,897.34)		106,597.34
ENGR		3,141.00			3,141.00	3,197.92		(56.92)		3,197.92
15-06000-00-GM		95,200.03			95,200.03	95,200.03		0.00		95,200.03
ENGR		2,849.40			2,849.40	2,849.40		0.00		2,849.40
16-06000-00-GM		81,098.23			81,098.23	83,262.84		(2,164.61)		83,262.84
ENGR		2,427.56			2,427.56	2,498.15		(70.59)		2,498.15
17-06000-00-GM		75,912.50			75,912.50	75,966.34		(53.84)		75,966.34
ENGR		2,277.38			2,277.38	2,291.94		(14.56)		2,291.94
18-06000-00-GM		75,875.00			75,875.00	74,781.44		1,093.56		74,781.44
ENGR		2,276.25			2,276.25			2,276.25		0.00
					0.00			0.00		0.00
					0.00			0.00		0.00
IJN					0.00			0.00		0.00
2014				27,040.00	27,040.00		27,040.00	0.00		0.00
					0.00			0.00		0.00
CAPITAL BILL					0.00			0.00		0.00
2015				13,520.00	13,520.00		13,520.00	0.00		0.00
					0.00			0.00		0.00
NEEDY TOWN					0.00			0.00		0.00
2014				8,751.00	8,751.00		8,751.00	0.00		0.00
2015				8,019.00	8,019.00		8,019.00	0.00		0.00
2016				8,792.00	8,792.00		8,792.00	0.00		0.00
2017					0.00			0.00		0.00
2018					0.00			0.00		0.00
					0.00			0.00		0.00
TOTALS	3,462.13	546,388.35	0.00	66,122.00	615,972.48	550,684.27	66,176.26	(888.05)	115,404.18	666,088.45

Exceed BAM by 205

Franklin Co RD

Compliance Review Period: January 1, 2013 - December 31, 2018

Compliance Review Report No. 61

Section	Balance Prev. Review	Total Amount Authorized	Adjustments	Other Receipts	Total Funds Available	Total Disbursements	Surplus to Unobligated Balance (Credits)	Unexpended Balance	Prev. Accumulated Disbursements	Total Accumulated Disbursements
EWING					0.00			0.00		0.00
12-07000-00-GM	5,102.50				5,102.50	5,102.50		0.00	97,064.77	102,167.27
ENGR	3,065.02				3,065.02	3,065.02		0.00		3,065.02
13-07000-00-GM		88,950.00			88,950.00	95,287.04		(6,337.04)		95,287.04
ENGR		2,668.50			2,668.50	2,858.61		(190.11)		2,858.61
14-07000-00-GM		90,150.00			90,150.00	88,331.80		1,818.20		88,331.80
ENGR		2,704.50			2,704.50	2,649.95		54.55		2,649.95
15-07000-00-GM		92,620.00			92,620.00	86,478.73	6,141.27	0.00		86,478.73
ENGR		2,778.60			2,778.60	2,591.62	186.98	0.00		2,591.62
16-07000-00-GM		85,230.00			85,230.00	81,140.93	4,089.07	0.00		81,140.93
ENGR		2,556.90			2,556.90	2,433.99	122.91	0.00		2,433.99
17-07000-00-GM		85,070.00			85,070.00	84,177.30		892.70		84,177.30
ENGR		2,552.10			2,552.10	2,526.59		25.51		2,526.59
18-07000-00-GM		79,375.00			79,375.00	71,977.32		7,397.68		71,977.32
ENGR		2,381.25			2,381.25			2,381.25		0.00
					0.00			0.00		0.00
IJN					0.00			0.00		0.00
2014				24,250.00	24,250.00		24,250.00	0.00		0.00
					0.00			0.00		0.00
					0.00			0.00		0.00
CAPITAL BILL					0.00			0.00		0.00
2015				12,125.00	12,125.00		12,125.00	0.00		0.00
					0.00			0.00		0.00
NEEDY TOWN					0.00			0.00		0.00
2014				12,016.00	12,016.00		12,016.00	0.00		0.00
2015				11,874.00	11,874.00		11,874.00	0.00		0.00
2016				11,969.00	11,969.00		11,969.00	0.00		0.00
2017				11,340.00	11,340.00		11,340.00	0.00		0.00
2018				11,774.00	11,774.00		11,774.00	0.00		0.00
2019				11,409.00	11,409.00		11,409.00	0.00		0.00
TOTALS	8,167.52	537,036.85	0.00	106,757.00	651,961.37	528,621.40	117,297.23	6,042.74	97,064.77	625,686.17

Franklin Co RD

Compliance Review Period: January 1, 2013 - December 31, 2018

Compliance Review Report No. 61

Section	Balance Prev. Review	Total Amount Authorized	Adjustments	Other Receipts	Total Funds Available	Total Disbursements	Surplus to Unobligated Balance (Credits)	Unexpended Balance	Prev. Accumulated Disbursements	Total Accumulated Disbursements
GOODE					0.00			0.00		0.00
12-09000-00-GM					0.00			0.00	63,485.72	63,485.72
ENGR	1,904.57				1,904.57	1,904.57		0.00		1,904.57
13-09000-00-GM		62,020.00			62,020.00	61,246.66	773.34	(0.00)		61,246.66
ENGR		1,860.60			1,860.60	1,837.40	23.20	(0.00)		1,837.40
14-09000-00-GM		65,200.00			65,200.00	21,274.00		43,926.00		21,274.00
ENGR		1,956.00			1,956.00	638.22		1,317.78		638.22
15-09000-00-GM		108,505.00			108,505.00	105,499.06	3,005.94	0.00		105,499.06
ENGR		3,255.15			3,255.15	3,153.57	101.58	0.00		3,153.57
16-09000-00-GM		60,175.00			60,175.00	55,228.97	4,946.03	0.00		55,228.97
ENGR		1,805.25			1,805.25	1,656.40	148.85	0.00		1,656.40
17-09000-00-GM		62,925.00			62,925.00	65,434.02		(2,509.02)		65,434.02
ENGR		1,887.75			1,887.75	1,972.21		(84.46)		1,972.21
18-09000-00-GM		56,875.00			56,875.00	52,765.42		4,109.58		52,765.42
ENGR		1,706.25			1,706.25			1,706.25		0.00
					0.00			0.00		0.00
					0.00			0.00		0.00
IJN					0.00			0.00		0.00
2014				18,394.00	18,394.00		18,394.00	0.00		0.00
					0.00			0.00		0.00
CAPITAL BILL					0.00			0.00		0.00
2015				9,197.00	9,197.00		9,197.00	0.00		0.00
					0.00			0.00		0.00
NEEDY TOWN					0.00			0.00		0.00
2014				6,713.00	6,713.00		6,713.00	0.00		0.00
2015				6,694.00	6,694.00		6,694.00	0.00		0.00
2016				7,047.00	7,047.00		7,047.00	0.00		0.00
2017				6,401.00	6,401.00		6,401.00	0.00		0.00
2018				6,437.00	6,437.00		6,437.00	0.00		0.00
2019				7,510.00	7,510.00		7,510.00	0.00		0.00
TOTALS	1,904.57	428,171.00	0.00	68,393.00	498,468.57	372,610.50	77,391.94	48,466.13	63,485.72	436,096.22

Franklin Co RD

Compliance Review Period: January 1, 2013 - December 31, 2018

Compliance Review Report No. 61

Section	Balance Prev. Review	Total Amount Authorized	Adjustments	Other Receipts	Total Funds Available	Total Disbursements	Surplus to Unobligated Balance (Credits)	Unexpended Balance	Prev. Accumulated Disbursements	Total Accumulated Disbursements
NORTHERN					0.00			0.00		0.00
12-10000-00-GM	1,296.00				1,296.00	1,296.00		0.00	96,356.50	97,652.50
ENGR	2,929.58				2,929.58	2,959.58		(30.00)		2,959.58
13-10000-00-GM		79,540.00			79,540.00	72,453.23	7,086.77	0.00		72,453.23
ENGR		2,386.20			2,386.20	2,173.60	212.60	0.00		2,173.60
14-10000-00-GM		88,387.50			88,387.50	77,533.50		10,854.00		77,533.50
ENGR		2,651.63			2,651.63	2,326.01		325.62		2,326.01
15-10000-00-GM		96,524.00			96,524.00	96,524.00		0.00		96,524.00
ENGR		2,895.72			2,895.72	2,895.72		0.00		2,895.72
16-10000-00-GM		71,328.75			71,328.75	68,983.39	2,345.36	0.00		68,983.39
ENGR		2,139.86			2,139.86	2,069.50	70.36	0.00		2,069.50
17-10000-00-GM		74,375.00			74,375.00	74,766.34		(391.34)		74,766.34
ENGR		2,231.25			2,231.25	2,242.99		(11.74)		2,242.99
18-10000-00-GM		69,500.00			69,500.00	68,288.99		1,211.01		68,288.99
ENGR		2,085.00			2,085.00			2,085.00		0.00
					0.00			0.00		0.00
					0.00			0.00		0.00
IJN					0.00			0.00		0.00
2014				21,564.00	21,564.00		21,564.00	0.00		0.00
					0.00			0.00		0.00
CAPITAL BILL					0.00			0.00		0.00
2015				10,782.00	10,782.00		10,782.00	0.00		0.00
					0.00			0.00		0.00
NEEDY TOWN					0.00			0.00		0.00
2014				13,302.00	13,302.00		13,302.00	0.00		0.00
2015				13,603.00	13,603.00		13,603.00	0.00		0.00
2016				13,539.00	13,539.00		13,539.00	0.00		0.00
2017				11,604.00	11,604.00		11,604.00	0.00		0.00
2018				11,881.00	11,881.00		11,881.00	0.00		0.00
2019				8,212.00	8,212.00		8,212.00	0.00		0.00
TOTALS	4,225.58	494,044.91	0.00	104,487.00	602,757.49	474,512.85	114,202.09	14,042.55	96,356.50	570,869.35

Franklin Co RD

Compliance Review Period: January 1, 2013 - December 31, 2018

Compliance Review Report No. 61

Section	Balance Prev. Review	Total Amount Authorized	Adjustments	Other Receipts	Total Funds Available	Total Disbursements	Surplus to Unobligated Balance (Credits)	Unexpended Balance	Prev. Accumulated Disbursements	Total Accumulated Disbursements
SIX MILE					0.00			0.00		0.00
12-11000-00GM					0.00			0.00	77,951.12	77,951.12
ENGR	2,338.53				2,338.53	2,338.53		0.00		2,338.53
13-11000-00-GM		67,665.00			67,665.00	71,827.78		(4,162.78)		71,827.78
ENGR		2,029.95			2,029.95	2,154.83		(124.88)		2,154.83
14-11000-00-GM		90,845.00			90,845.00	87,379.03		3,465.97		87,379.03
ENGR		2,725.35			2,725.35	2,621.37		103.98		2,621.37
15-11000-00-GM		192,525.00			192,525.00	153,003.13	39,521.87	0.00		153,003.13
ENGR		5,775.75			5,775.75	4,565.85	1,209.90	0.00		4,565.85
16-11000-00-GM		298,580.20			298,580.20	125,173.48	55,450.65	117,956.07		125,173.48
ENGR		8,957.41			8,957.41	3,781.05	1,637.68	3,538.68		3,781.05
16-11000-01-GM		126,057.74			126,057.74	117,956.07		8,101.67		117,956.07
ENGR		3,847.28			3,847.28	3,538.68		308.60		3,538.68
17-11000-00-GM		171,050.00			171,050.00	165,697.99		5,352.01		165,697.99
ENGR		5,131.50			5,131.50	5,032.21		99.29		5,032.21
18-11000-00-GM		94,350.00			94,350.00	93,093.28		1,256.72		93,093.28
ENGR		2,830.50			2,830.50			2,830.50		0.00
					0.00			0.00		0.00
IJN				20,100.00	20,100.00		20,100.00	0.00		0.00
					0.00			0.00		0.00
CAPITAL BILL				10,050.00	10,050.00		10,050.00	0.00		0.00
					0.00			0.00		0.00
JURISD TRANS				485,000.00	485,000.00		485,000.00	0.00		0.00
NEEDY TOWN					0.00			0.00		0.00
2014				6,376.00	6,376.00		6,376.00	0.00		0.00
2015				6,417.00	6,417.00		6,417.00	0.00		0.00
2016				6,722.00	6,722.00		6,722.00	0.00		0.00
2017				5,606.00	5,606.00		5,606.00	0.00		0.00
2018				5,597.00	5,597.00		5,597.00	0.00		0.00
2019				7,989.00	7,989.00		7,989.00	0.00		0.00
TOTALS	2,338.53	1,072,370.68	0.00	553,857.00	1,628,566.21	838,163.28	651,677.10	138,725.83	77,951.12	916,114.40

Exceed Equip by 440

Franklin Co RD

Compliance Review Period: January 1, 2013 - December 31, 2018

Compliance Review Report No. 61

Section	Balance Prev. Review	Total Amount Authorized	Adjustments	Other Receipts	Total Funds Available	Total Disbursements	Surplus to Unobligated Balance (Credits)	Unexpended Balance	Prev. Accumulated Disbursements	Total Accumulated Disbursements
TYRONE					0.00			0.00		0.00
12-12000-00-GM					0.00			0.00	88,566.08	88,566.08
ENGR	2,658.43				2,658.43	2,658.43		0.00		2,658.43
13-12000-00-GM		87,430.00			87,430.00	86,830.97	599.03	(0.00)		86,830.97
ENGR		2,622.90			2,622.90	2,604.93	17.97	0.00		2,604.93
14-12000-00-GM		87,950.00			87,950.00	88,257.06		(307.06)		88,257.06
ENGR		2,638.50			2,638.50	2,647.71		(9.21)		2,647.71
15-12000-00-GM		88,850.00			88,850.00	84,375.47	4,474.53	0.00		84,375.47
ENGR		2,665.50			2,665.50	2,594.54	70.96	0.00		2,594.54
16-12000-00-GM		78,481.25			78,481.25	72,790.81	5,690.44	0.00		72,790.81
ENGR		2,354.44			2,354.44	2,184.13	170.31	0.00		2,184.13
17-12000-00-GM		83,150.00			83,150.00	82,058.27		1,091.73		82,058.27
ENGR		2,494.50			2,494.50	2,463.20		31.30		2,463.20
18-12-000-00-GM		76,450.00			76,450.00	73,609.33		2,840.67		73,609.33
ENGR		2,293.50			2,293.50			2,293.50		0.00
					0.00			0.00		0.00
IJN					0.00			0.00		0.00
2014				25,856.00	25,856.00		25,856.00	0.00		0.00
					0.00			0.00		0.00
CAPITAL BILL					0.00			0.00		0.00
2015				12,928.00	12,928.00		12,928.00	0.00		0.00
					0.00			0.00		0.00
					0.00			0.00		0.00
NEEDY TOWN					0.00			0.00		0.00
2014				5,909.00	5,909.00		5,909.00	0.00		0.00
2015				5,605.00	5,605.00		5,605.00	0.00		0.00
2016				6,460.00	6,460.00		6,460.00	0.00		0.00
2017				4,883.00	4,883.00		4,883.00	0.00		0.00
2018				5,029.00	5,029.00		5,029.00	0.00		0.00
2019				9,583.00	9,583.00		9,583.00	0.00		0.00
TOTALS	2,658.43	517,380.59	0.00	76,253.00	596,292.02	503,074.85	87,276.24	5,940.93	88,566.08	591,640.93

County/Road District Maintenance Expenditure Statement



County: Franklin

Maintenance Period:
Beginning: 01/01/14 to Ending: 12/31/14

County/Road District Name	Section Number	Maintenance				Maintenance Engineering					
		MFT Expenditures	Other Funds Expenditures	Total Cost	MFT Funds Authorized	Surplus/Deficit	MFT Expenditures	Other Funds Expenditures	Total Cost	MFT Funds Authorized	Surplus/Deficit
Barren	14-01000-00-GM	\$37,617.93		\$37,617.93	\$38,540.00	\$922.07	\$1,128.54		\$1,128.54	\$1,156.20	\$27.66
Benton	14-02000-00-GM	\$80,005.70		\$80,005.70	\$81,435.00	\$1,429.30	\$2,400.19		\$2,400.19	\$2,443.05	\$42.86
Browning	14-03000-00-GM	\$63,278.43		\$63,278.43	\$70,015.00	\$6,736.57	\$1,898.35		\$1,898.35	\$2,100.45	\$202.10
Cave	14-04000-00-GM	\$83,358.40		\$83,358.40	\$88,085.00	\$4,726.60	\$2,500.75		\$2,500.75	\$2,642.55	\$141.80
Denning	14-05000-00-GM	\$63,237.29		\$63,237.29	\$65,630.00	\$2,392.71	\$1,897.12		\$1,897.12	\$1,968.90	\$71.78
Eastern	14-06000-00-GM	\$106,597.34		\$106,597.34	\$104,700.00	(\$1,897.34)	\$3,197.92		\$3,197.92	\$3,141.00	(\$56.92)
Ewing	14-07000-00-GM	\$88,331.80		\$88,331.80	\$90,150.00	\$1,818.20	\$2,649.95		\$2,649.95	\$2,704.50	\$54.55
Frankfort	14-08000-00-GM	\$71,537.87		\$71,537.87	\$73,527.50	\$1,989.63	\$2,146.14		\$2,146.14	\$2,205.83	\$59.69
Goode	14-09000-00-GM	\$21,274.00		\$21,274.00	\$65,200.00	\$43,926.00	\$638.22		\$638.22	\$1,956.00	\$1,317.78
Northern	14-10000-00-GM	\$77,533.50		\$77,533.50	\$88,387.50	\$10,854.00	\$2,326.01		\$2,326.01	\$2,651.63	\$325.62
Six Mile	14-11000-00-GM	\$87,379.03		\$87,379.03	\$90,845.00	\$3,465.97	\$2,621.37		\$2,621.37	\$2,725.35	\$103.98
Tyrone	14-12000-00-GM	\$88,257.06		\$88,257.06	\$87,950.00	(\$307.06)	\$2,647.71		\$2,647.71	\$2,638.50	(\$9.21)
County	14-00000-00-GM	<i>765,285⁰⁰</i>		<i>765,285⁰⁰</i>	<i>834,150⁰⁰</i>	<i>69,464.72</i>					
Co Eng Salary	14-00000-00-CS						<i>50,300</i>		<i>50,300⁰⁰</i>	<i>100,600⁰⁰</i>	<i>50,300⁰⁰</i>
Add Row											

I hereby certify that the maintenance operations shown above were completed in accordance with the items of work listed on an approved County or Township Estimate of Maintenance Costs (BLR 14221) and that the expenditure of Motor Fuel Tax funds, for work during the maintenance period stated above, and that receipted bills are on file and available for review.

Signed:
County Engineer/Superintendent of Highways: *[Signature]* Date: 10/15/19
Title: Franklin County Engineer

Approved with understanding that approval could changes based upon a compliance review by the Department.
Regional Engineer
Department of Transportation: *[Signature]* Date: Oct 22, 2019



County/Road District
Maintenance Expenditure Statement

Maintenance Period: Beginning: 1/1/2016 Ending: 12/31/2016

County: FRANKLIN

County/ Road District Name	Section Number	Maintenance					Maintenance Engineering				
		MFT Expenditures	Other Funds Expenditures	Total Cost	MFT Funds Authorized	Surplus/ Deficit	MFT Expenditures	Other Funds Expenditures	Total Cost	MFT Funds Authorized	Surplus/ Deficit
BARREN RD DIST	16-01000-00-GM	30,080.63		30,080.63	33,950.00	3,869.37	902.49		902.49	1,018.50	116.01
BENTON RD DIST	16-02000-00-GM	69,284.43	69,149.21	69,284.43	72,720.00	3,570.79	2,074.88	o/c	2,074.88	2,181.60	106.72
BROWNING RD DIS	16-03000-00-GM	63,042.89		63,042.89	61,172.50	(1,870.39)	1,875.90		1,875.90	1,835.18	(40.72)
CAVE RD DIST	16-04000-00-GM	68,847.43		68,847.43	81,636.25	12,788.82	2,066.37		2,066.37	2,449.09	382.72
DENNING RD DIST	16-05000-00-GM	56,754.23		56,754.23	62,085.00	5,330.77	1,702.69		1,702.69	1,862.55	159.86
EASTERN RD DIST	16-06000-00-GM	83,262.84		83,262.84	81,090.00	2,160.84	2,498.15		2,498.15	2,432.79	(65.36)
EWING RD DIST	16-07000-00-GM	81,140.93		81,140.93	85,230.00	4,089.07	2,433.99		2,433.99	2,556.90	122.91
FRANKFORT RD DIS	16-08000-00-GM	72,601.44		72,601.44	84,460.00	11,858.56	2,177.87		2,177.87	2,533.80	355.93
GOODE RD DIST	16-09000-00-GM	55,228.97		55,228.97	60,175.00	4,946.03	1,656.40		1,656.40	1,805.25	148.85
NORTHERN RD DIS	16-10000-00-GM	68,983.39		68,983.39	71,328.75	2,345.36	2,069.50		2,069.50	2,139.86	70.36
SIX MILE RD DIST	16-11000-00-GM	243,129.55		243,129.55	298,580.20	55,450.65	7,319.73		7,319.73	8,957.41	1,637.68
TYRONE RD DIST	16-12000-00-GM	72,790.81		72,790.81	78,481.25	5,690.44	2,184.13		2,184.13	2,354.44	170.31
COUNTY	16-00000-00-GM	759,085.74		759,085.74	811,500.00	52,414.26					
Co Eng Serv	16-00000-00-CS						51,550.00		51,550.00	103,100.00	51,550.00

Signed:
 County Engineer/Supintendent of Highways
2/14/2017
 Date

Signed:
 Regional Engineer
Oct 22, 2018
 Date



County/Road District Maintenance Expenditure Statement



County: Maintenance Period: Beginning to Ending

County/Road District Name	Section Number	Maintenance				Maintenance Engineering					
		MFT Expenditures	Other Funds Expenditures	Total Cost	MFT Funds Authorized	Surplus/Deficit	MFT Expenditures	Other Funds Expenditures	Total Cost	MFT Funds Authorized	Surplus/Deficit
BARREN TWP	17-01000-00-GM	✓ \$37,588.34		\$37,588.34	\$38,130.00	\$541.66	✓ \$1,127.65		\$1,127.65	\$1,143.90	\$16.25
BENTON TWP	17-02000-00-GM	✓ \$78,868.09		\$78,868.09	\$75,905.00	(\$2,963.09)	✓ \$2,366.38		\$2,366.38	\$2,217.15	(\$149.23)
BROWNING TWP	17-03000-00-GM	✓ \$63,255.15		\$63,255.15	\$60,795.00	(\$2,460.15)	✓ \$1,897.65		\$1,897.65	\$1,823.85	(\$73.80)
CAVE TWP	17-04000-00-GM	✓ \$89,327.94		\$89,327.94	\$89,902.50	\$574.56	✓ \$2,679.84		\$2,679.84	\$2,697.08	\$17.24
DENNING TWP	17-05000-00-GM	✓ \$58,983.93		\$58,983.93	\$61,520.00	\$2,536.07	✓ \$1,769.59		\$1,769.59	\$1,845.60	\$76.01
EASTERN TWP	17-06000-00-GM	✓ \$75,966.34		\$75,966.34	\$75,912.50	(\$53.84)	✓ \$2,291.94		\$2,291.94	\$2,277.38	(\$14.56)
EWING TWP	17-07000-00-GM	✓ \$84,177.30		\$84,177.30	\$85,070.00	\$892.70	✓ \$2,526.59		\$2,526.59	\$2,552.10	\$25.51
FRANKFORT TWP	17-08000-00-GM	✓ \$75,109.93		\$75,109.93	\$76,868.75	\$1,758.82	✓ \$2,254.22		\$2,254.22	\$2,306.06	\$51.84
GOODE TWP	17-09000-00-GM	✓ \$65,434.02		\$65,434.02	\$62,925.00	(\$2,509.02)	✓ \$1,972.21		\$1,972.21	\$1,887.75	(\$84.46)
NORTHERN TWP	17-10000-00-GM	✓ \$74,766.34		\$74,766.34	\$74,375.00	(\$391.34)	✓ \$2,242.99		\$2,242.99	\$2,231.25	(\$11.74)
SIX MILE TWP	17-11000-00-GM	✓ \$164,119.92		\$164,119.92	\$171,050.00	\$6,930.08	\$5,032.21		\$5,032.21	\$5,161.50	\$129.29
TYRONE TWP	17-12000-00-GM	✓ \$82,058.27		\$82,058.27	\$83,150.00	\$1,091.73	\$2,463.20		\$2,463.20	\$2,494.50	\$31.30
COUNTY	17-00000-00-GM	✓ \$773,986.33		\$773,986.33	\$789,500.00	\$15,513.67					
Co Eng Sal	17-00000-00-CS						52,550 ⁰⁰		52,550 ⁰⁰	105,100 ⁰⁰	52,550 ⁰⁰

Add Row

I hereby certify that the maintenance operations shown above were completed in accordance with the items of work listed on an approved County or Township Estimate of Maintenance Costs (BLR 14221) and that the expenditure of Motor Fuel Tax funds, for work during the maintenance period stated above, and that receipted bills are on file and available for review.

Signed:

County Engineer/Superintendent of Highways

Date

[Handwritten Signature]

3/1/2018

Title

Franklin County Engineer

Approved with understanding that approval could change based upon a compliance review by the Department.

Regional Engineer

Department of Transportation

Date

[Empty Signature Box]

[Empty Date Box]



Maintenance Expenditure Statement

Submission Type **Original**

Local Public Agency
TYRONE TWP

County
Franklin

Section Number
18-12000-00-GM

Maintenance Period Beginning
01/01/18

Maintenance Period Ending
12/31/18

Maintenance Items

Maintenance Operation	Maint Eng Category	LPA Labor	LPA Equipment Rental	Materials/Contracts (Non Bid)	Materials/Deliver & Install, Request for Quotations (Bid Items)	Formal Contract (Bid Items)	Total Operation Cost	Operation Engineering Inspection Fee
Twp Maint. Roads	III			\$10,278.50			\$10,278.50	
Twp Oper. Supplies Rock	III				\$35,279.27		\$35,279.27	
Twp Oper. Supplies Oil	III				\$28,051.56		\$28,051.56	
Total Cost							✓ \$73,609.33	

Add Row

Maintenance Engineering Cost Summary

	Costs
Preliminary Engineering Fee	\$2,208.43
Engineering Inspection Fee	
Material Testing Costs	
Advertising Costs	
Bridge Inspection Costs	
Maintenance Engineering Total	\$2,208.43

	Maintenance	Maint. Engineering
Total Maintenance Program Costs	\$73,609.33	\$2,208.43
Contributions, Refunds, Paid with Other Funds		
Total Motor Fuel Tax Portion	\$73,609.33	\$2,208.43
Total Motor Fuel Tax Funds Authorized	\$76,450.00	\$2,293.50
Surplus/Deficit	\$2,840.67	\$85.07

Remarks

I hereby certify that the maintenance operations shown above were completed in accordance with Illinois State Statutes and Bureau of Local Roads Streets Manual, for the work during the maintenance period stated above, and that receipted bills are on file and available for review.

Maintenance Expenditure Statement

Submittal Type

Local Public Agency

County

Section

Maintenance Period

Beginning

Ending

SUBMITTED

Local Public Agency Official

Date

Title

County Engineer/Superintendent of Highways

Date

APPROVED

Regional Engineer

Department of Transportation

Date



Maintenance Expenditure Statement

Submittal Type **Original**

Local Public Agency
BARREN TWP

County
Franklin

Section Number
18-01000-00-GM

Maintenance Period Beginning
01/01/18

Maintenance Period Ending
12/31/18

Maintenance Items

Maintenance Operation	Maint Eng Category	LPA Labor	LPA Equipment Rental	Materials/Contracts (Non Bid)	Materials/Deliver & Install, Request for Quotations (Bid Items)	Formal Contract (Bid Items)	Total Operation Cost	Operation Engineering Inspection Fee
Twp Maint. Roads	III			\$5,925.00			\$5,925.00	
Twp Oper. Supplies Rock	III				\$6,406.09		\$6,406.09	
Twp Oper. Supplies Oil	III				\$21,595.44		\$21,595.44	
Total Cost							\$33,926.53	

Add Row

Maintenance Engineering Cost Summary

Preliminary Engineering Fee
Engineering Inspection Fee
Material Testing Costs
Advertising Costs
Bridge Inspection Costs

	Costs
rd 19	\$1,017.80
Maintenance Engineering Total	\$1,017.80

	Maintenance	Maint. Engineering
Total Maintenance Program Costs	\$33,926.53	\$1,017.80
Contributions, Refunds, Paid with Other Funds		
Total Motor Fuel Tax Portion	\$33,926.53	\$1,017.80
Total Motor Fuel Tax Funds Authorized	\$33,900.00	\$1,017.00
Surplus/Deficit	(\$26.53)	(\$0.80)

Remarks

I hereby certify that the maintenance operations shown above were completed in accordance with Illinois State Statutes and Bureau of Local Roads Streets Manual, for the work during the maintenance period stated above, and that receipted bills are on file and available for review.

Maintenance Expenditure Statement

Submittal Type

Local Public Agency

County

Section

Maintenance Period
Beginning

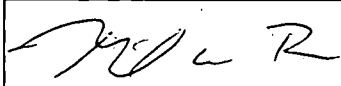
Ending

SUBMITTED

Local Public Agency Official

Date

Title

County Engineer/Superintendent of Highways


Date

APPROVED

Regional Engineer
Department of Transportation

Date



Maintenance Expenditure Statement

Submission Type

Local Public Agency	County	Section Number	Maintenance Period	
<input type="text" value="BENTON TWP"/>	<input type="text" value="Franklin"/>	<input type="text" value="18-02000-00-GM"/>	Beginning	Ending
			<input type="text" value="01/01/18"/>	<input type="text" value="12/31/18"/>

Maintenance Items

Maintenance Operation	Maint Eng Category	LPA Labor	LPA Equipment Rental	Materials/Contracts (Non Bid)	Materials/Deliver & Install, Request for Quotations (Bid Items)	Formal Contract (Bid Items)	Total Operation Cost	Operation Engineering Inspection Fee
Twp Maint. Roads	III			\$22,228.00			\$22,228.00	
Twp Oper. Supplies Rock	III				\$7,234.71		\$7,234.71	
Twp Oper. Supplies Oil	III				\$43,014.00		\$43,014.00	
Total Cost							✓ \$72,476.71	

Maintenance Engineering Cost Summary

	Costs
Preliminary Engineering Fee	19 \$2,174.66
Engineering Inspection Fee	
Material Testing Costs	
Advertising Costs	
Bridge Inspection Costs	
Maintenance Engineering Total	\$2,174.66

	Maintenance	Maint. Engineering
Total Maintenance Program Costs	\$72,476.71	✓ \$2,174.66
Contributions, Refunds, Paid with Other Funds		
Total Motor Fuel Tax Portion	\$72,476.71	\$2,174.66
Total Motor Fuel Tax Funds Authorized	\$74,777.50	\$2,243.33
Surplus/Deficit	\$2,300.79	\$68.67

Remarks

I hereby certify that the maintenance operations shown above were completed in accordance with Illinois State Statutes and Bureau of Local Roads Streets Manual, for the work during the maintenance period stated above, and that receipted bills are on file and available for review.

Maintenance Expenditure Statement

Submittal Type

Local Public Agency

County

Section

Maintenance Period
Beginning Ending


SUBMITTED

Local Public Agency Official

Date

Title

County Engineer/Superintendent of Highways



Date

APPROVED

Regional Engineer
Department of Transportation

Date



Local Public Agency General Maintenance



Maintenance Expenditure Statement

Submission Type Original

Local Public Agency	County	Section Number	Maintenance Period	
BROWNING TWP	Franklin	18-03000-00-GM	Beginning	Ending
			01/01/18	12/31/18

Maintenance Items

Maintenance Operation	Maint Eng Category	LPA Labor	LPA Equipment Rental	Materials/Contracts (Non Bid)	Materials/Deliver & Install, Request for Quotations (Bid Items)	Formal Contract (Bid Items)	Total Operation Cost	Operation Engineering Inspection Fee
Twp Maint. Roads	III			\$13,246.00			\$13,246.00	
Twp Oper. Supplies Rock	III				\$13,731.55		\$13,731.55	
Twp Oper. Supplies Oil	III				\$32,771.04		\$32,771.04	
Total Cost							✓ \$59,748.59	

Add Row

Maintenance Engineering Cost Summary

Preliminary Engineering Fee	Costs
	19 \$1,792.46
Engineering Inspection Fee	
Material Testing Costs	
Advertising Costs	
Bridge Inspection Costs	
Maintenance Engineering Total	\$1,792.46

	Maintenance	Maint: Engineering
Total Maintenance Program Costs	\$59,748.59	\$1,792.46
Contributions, Refunds, Paid with Other Funds		
Total Motor Fuel Tax Portion	\$59,748.59	\$1,792.46
Total Motor Fuel Tax Funds Authorized	\$62,600.00	\$1,878.00
Surplus/Deficit	\$2,851.41	\$85.54

Remarks

\$445.50 P&M '19

I hereby certify that the maintenance operations shown above were completed in accordance with Illinois State Statues and Bureau of Local Roads Streets Manual, for the work during the maintenance period stated above, and that receipted bills are on file and available for review.

Maintenance Expenditure Statement

Submittal Type

Local Public Agency

County

Section

Maintenance Period
Beginning


Ending

SUBMITTED

Local Public Agency Official

Date

Title

County Engineer/Superintendent of Highways


Date

APPROVED

Regional Engineer
Department of Transportation

Date



Maintenance Expenditure Statement

Submission Type **Original**

Local Public Agency
CAVE TWP

County
Franklin

Section Number
18-04000-00-GM

Maintenance Period Beginning
01/01/18

Maintenance Period Ending
12/31/18

Maintenance Items

Maintenance Operation	Maint Eng Category	LPA Labor	LPA Equipment Rental	Materials/Contracts (Non Bid)	Materials/Deliver & Install, Request for Quotations (Bid Items)	Formal Contract (Bid Items)	Total Operation Cost	Operation Engineering Inspection Fee
Twp Maint. Roads	III			\$9,975.50			\$9,975.50	
Twp Oper. Supplies Rock	III				\$35,976.40		\$35,976.40	
Twp Oper. Supplies Oil	III				\$35,663.43		\$35,663.43	
Labor & Equip	IIA		19 \$5,000.00				\$5,000.00	
Total Cost							✓ \$86,615.33	

Add Row

Maintenance Engineering Cost Summary

Preliminary Engineering Fee
Engineering Inspection Fee
Material Testing Costs
Advertising Costs
Bridge Inspection Costs

Costs

19	\$2,599.01
Maintenance Engineering Total	
	\$2,599.01

Total Maintenance Program Costs
Contributions, Refunds, Paid with Other Funds
Total Motor Fuel Tax Portion
Total Motor Fuel Tax Funds Authorized
Surplus/Deficit

	Maintenance	Maint. Engineering
Total Maintenance Program Costs	\$86,615.33	\$2,599.01
Contributions, Refunds, Paid with Other Funds		
Total Motor Fuel Tax Portion	\$86,615.33	\$2,599.01
Total Motor Fuel Tax Funds Authorized	\$81,500.00	\$2,445.00
Surplus/Deficit	(\$5,115.33)	(\$154.01)

Remarks

\$ 5,445.50 pd in 19



I hereby certify that the maintenance operations shown above were completed in accordance with Illinois State Statutes and Bureau of Local Roads Streets Manual, for the work during the maintenance period stated above, and that receipted bills are on file and available for review.

Maintenance Expenditure Statement


Submittal Type:

Local Public Agency	County	Section	Maintenance Period	
CAVE TWP	Franklin	18-04000-00-GM	Beginning 01/01/18	Ending 12/31/18



SUBMITTED

Local Public Agency Official	Date
	

Title

County Engineer/Superintendent of Highways	Date
	3-17-2019

APPROVED

Regional Engineer Department of Transportation	Date
	



Maintenance Expenditure Statement

Submission Type **Original**

Local Public Agency
DENNING TWP

County
Franklin

Section Number
18-05000-00-GM

Maintenance Period Beginning
01/01/18

Maintenance Period Ending
12/31/18

Maintenance Items

Maintenance Operation	Maint Eng Category	LPA Labor	LPA Equipment Rental	Materials/ Contracts (Non Bid)	Materials/ Deliver & Install, Request for Quotations (Bid Items)	Formal Contract (Bid Items)	Total Operation Cost	Operation Engineering Inspection Fee
Twp Maint. Roads	III			\$1,579.25			\$1,579.25	
Twp Oper. Supplies Rock	III				\$23,277.11		\$23,277.11	
Twp Oper. Supplies Oil	III				\$30,496.02		\$30,496.02	
Total Cost							✓ \$55,352.38	

Add Row

Maintenance Engineering Cost Summary

Preliminary Engineering Fee
Engineering Inspection Fee
Material Testing Costs
Advertising Costs
Bridge Inspection Costs

	Costs
19	\$1,691.17
Maintenance Engineering Total	\$1,691.17

	Maintenance	Maint. Engineering
Total Maintenance Program Costs	\$55,352.38	\$1,691.17
Contributions, Refunds, Paid with Other Funds		
Total Motor Fuel Tax Portion	\$55,352.38	\$1,691.17
Total Motor Fuel Tax Funds Authorized	\$58,895.00	\$1,766.85
Surplus/Deficit	\$3,542.62	\$75.68

Remarks

I hereby certify that the maintenance operations shown above were completed in accordance with Illinois State Statues and Bureau of Local Roads Streets Manual, for the work during the maintenance period stated above, and that receipted bills are on file and available for review.

Maintenance Expenditure Statement

Submittal Type

Local Public Agency

County

Section

Maintenance Period
Beginning

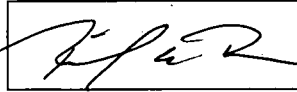
Ending

SUBMITTED

Local Public Agency Official

Date

Title

County Engineer/Superintendent of Highways


Date

APPROVED

Regional Engineer
Department of Transportation

Date



Maintenance Expenditure Statement

Submission Type **Original**

Local Public Agency	County	Section Number	Maintenance Period	
EASTERN TWP	Franklin	18-06000-00-GM	Beginning	Ending
			01/01/18	12/31/18

Maintenance Items

Maintenance Operation	Maint Eng Category	LPA Labor	LPA Equipment Rental	Materials/Contracts (Non Bid)	Materials/Deliver & Install, Request for Quotations (Bid Items)	Formal Contract (Bid Items)	Total Operation Cost	Operation Engineering Inspection Fee
Twp Maint. Roads	III			\$8,845.00			\$8,845.00	
Twp Oper. Supplies Rock	III				\$36,791.44		\$36,791.44	
Twp Oper. Supplies Oil	III				\$29,145.00		\$29,145.00	
Total Cost							/ \$74,781.44	

Add Row

Maintenance Engineering Cost Summary

Preliminary Engineering Fee	Pd	19	\$2,253.67
Engineering Inspection Fee			
Material Testing Costs			
Advertising Costs			
Bridge Inspection Costs			
Maintenance Engineering Total			\$2,253.67

	Maintenance	Maint. Engineering
Total Maintenance Program Costs	\$74,781.44	\$2,253.67
Contributions, Refunds, Paid with Other Funds		
Total Motor Fuel Tax Portion	\$74,781.44	\$2,253.67
Total Motor Fuel Tax Funds Authorized	\$75,875.00	\$2,276.25
Surplus/Deficit	\$1,093.56	\$22.58

Remarks

I hereby certify that the maintenance operations shown above were completed in accordance with Illinois State Statutes and Bureau of Local Roads Streets Manual, for the work during the maintenance period stated above, and that receipted bills are on file and available for review.

Maintenance Expenditure Statement


Submittal Type

Local Public Agency	County	Section	Maintenance Period	
<input type="text" value="EASTERN TWP"/>	<input type="text" value="Franklin"/>	<input type="text" value="18-06000-00-GM"/>	Beginning	Ending
			<input type="text" value="01/01/18"/>	<input type="text" value="12/31/18"/>

SUBMITTED

Local Public Agency Official	Date
<input type="text"/>	<input type="text"/>

Title

County Engineer/Superintendent of Highways	Date
	<input type="text" value="3-17-2019"/>

APPROVED

Regional Engineer Department of Transportation	Date
<input type="text"/>	<input type="text"/>



Maintenance Expenditure Statement

Submital Type Original

Local Public Agency	County	Section Number	Maintenance Period Beginning	Maintenance Period Ending
EWING TWP	Franklin	18-07000-00-GM	01/01/18	12/31/18

Maintenance Items

Maintenance Operation	Maint Eng Category	LPA Labor	LPA Equipment Rental	Materials/Contracts (Non Bid)	Materials/Deliver & Install, Request for Quotations (Bid Items)	Formal Contract (Bid Items)	Total Operation Cost	Operation Engineering Inspection Fee
Twp Maint. Roads	III			\$19,113.50			\$19,113.50	
Twp Oper. Supplies Rock	III				\$15,838.10		\$15,838.10	
Twp Oper. Supplies Oil	III				\$40,043.22		\$40,043.22	
Total Cost							/ \$74,994.82	

Add Row

Maintenance Engineering Cost Summary

Preliminary Engineering Fee	Pd	19	\$2,250.05
Engineering Inspection Fee			
Material Testing Costs			
Advertising Costs			
Bridge Inspection Costs			
Maintenance Engineering Total			\$2,250.05

	Maintenance	Maint. Engineering
Total Maintenance Program Costs	\$74,994.82	\$2,250.05
Contributions, Refunds, Paid with Other Funds		
Total Motor Fuel Tax Portion	\$74,994.82	\$2,250.05
Total Motor Fuel Tax Funds Authorized	\$79,375.00	\$2,381.25
Surplus/Deficit	\$4,380.18	\$131.20

Remarks

\$3,017.50 Pd in '19 - Materials

I hereby certify that the maintenance operations shown above were completed in accordance with Illinois State Statues and Bureau of Local Roads Streets Manual, for the work during the maintenance period stated above, and that receipted bills are on file and available for review.

Maintenance Expenditure Statement

Submittal Type


Local Public Agency	County	Section	Maintenance Period	
<input type="text" value="EWING TWP"/>	<input type="text" value="Franklin"/>	<input type="text" value="18-07000-00-GM"/>	Beginning <input type="text" value="01/01/18"/>	Ending <input type="text" value="12/31/18"/>

SUBMITTED

Local Public Agency Official	Date
<input type="text"/>	<input type="text"/>

Title

APPROVED

County Engineer/Superintendent of Highways	Date
	<input type="text" value="3-17-2019"/>

Regional Engineer Department of Transportation	Date
<input type="text"/>	<input type="text"/>



Maintenance Expenditure Statement

Submittal Type **Original**

Local Public Agency
FRANKFORT TWP

County
Franklin

Section Number
18-08000-00-GM

Maintenance Period Beginning
01/01/18

Maintenance Period Ending
12/31/18

Maintenance Items

Maintenance Operation	Maint Eng Category	LPA Labor	LPA Equipment Rental	Materials/Contracts (Non Bid)	Materials/Deliver & Install, Request for Quotations (Bid Items)	Formal Contract (Bid Items)	Total Operation Cost	Operation Engineering Inspection Fee
Twp Maint. Roads	III			\$13,069.25			\$13,069.25	
Twp Oper. Supplies Rock	III				\$6,376.89		\$6,376.89	
Twp Oper. Supplies Oil	III				\$45,024.00		\$45,024.00	
Total Cost							✓ \$64,470.14	

Add Row

Maintenance Engineering Cost Summary

	Costs
Preliminary Engineering Fee	Pd. n 19 \$1,934.10
Engineering Inspection Fee	
Material Testing Costs	
Advertising Costs	
Bridge Inspection Costs	
Maintenance Engineering Total	\$1,934.10

	Maintenance	Maint. Engineering
Total Maintenance Program Costs	\$64,470.14	\$1,934.10
Contributions, Refunds, Paid with Other Funds		
Total Motor Fuel Tax Portion	\$64,470.14	\$1,934.10
Total Motor Fuel Tax Funds Authorized	\$67,270.00	\$2,018.10
Surplus/Deficit	\$2,799.86	\$84.00

Remarks

\$4,542.50 Pd. n '19 - Materials

I hereby certify that the maintenance operations shown above were completed in accordance with Illinois State Statues and Bureau of Local Roads Streets Manual, for the work during the maintenance period stated above, and that receipted bills are on file and available for review.

Maintenance Expenditure Statement

Submittal Type

Local Public Agency

County

Section

Maintenance Period
Beginning


Ending

SUBMITTED

Local Public Agency Official

Date

Title

County Engineer/Superintendent of Highways


Date

APPROVED

Regional Engineer
Department of Transportation

Date



Maintenance Expenditure Statement

Submittal Type

Local Public Agency

County

Section Number

Maintenance Period
Beginning

Ending

Maintenance Items

Maintenance Operation	Maint Eng Category	LPA Labor	LPA Equipment Rental	Materials/ Contracts (Non Bid)	Materials/ Deliver & Install, Request for Quotations (Bid Items)	Formal Contract (Bid Items)	Total Operation Cost	Operation Engineering Inspection Fee
Twp Maint. Roads	III			\$13,257.00			\$13,257.00	
Twp Oper. Supplies Rock	III				\$5,249.13		\$5,249.13	
Twp Oper. Supplies Oil	III				\$34,259.29		\$34,259.29	
Total Cost							\$52,765.42	

Maintenance Engineering Cost Summary

	Costs
Preliminary Engineering Fee	pd in 18 \$1,174.39
Engineering Inspection Fee	
Material Testing Costs	
Advertising Costs	
Bridge Inspection Costs	
Maintenance Engineering Total	\$1,174.39

	Maintenance	Maint. Engineering
Total Maintenance Program Costs	\$52,765.42	\$1,174.39
Contributions, Refunds, Paid with Other Funds		
Total Motor Fuel Tax Portion	\$52,765.42	\$1,174.39
Total Motor Fuel Tax Funds Authorized	\$56,875.00	\$1,706.25
Surplus/Deficit	\$4,109.58	\$531.86

Remarks

I hereby certify that the maintenance operations shown above were completed in accordance with Illinois State Statues and Bureau of Local Roads Streets Manual, for the work during the maintenance period stated above, and that receipted bills are on file and available for review.

Maintenance Expenditure Statement

Submittal Type

Local Public Agency

County

Section

Maintenance Period
Beginning

Ending


SUBMITTED

Local Public Agency Official

Date

Title

APPROVED

County Engineer/Superintendent of Highways


Date

Regional Engineer
Department of Transportation

Date



Maintenance Expenditure Statement

Submission Type **Original**

Local Public Agency
NORTHERN TWP

County
Franklin

Section Number
18-10000-00-GM

Maintenance Period Beginning
01/01/18

Maintenance Period Ending
12/31/18

Maintenance Items

Maintenance Operation	Maint Eng Category	LPA Labor	LPA Equipment Rental	Materials/Contracts (Non Bid)	Materials/Deliver & Install, Request for Quotations (Bid Items)	Formal Contract (Bid Items)	Total Operation Cost	Operation Engineering Inspection Fee
Twp Maint. Roads	III			\$8,890.00			\$8,890.00	
Twp Oper. Supplies Rock	III				\$24,648.46		\$24,648.46	
Twp Oper. Supplies Oil	III				\$28,849.53		\$28,849.53	
Labor & Equip.	IIA		\$6,000.00				\$6,000.00	
Total Cost							/ \$68,387.99	

Add Row

Maintenance Engineering Cost Summary

Preliminary Engineering Fee
Engineering Inspection Fee
Material Testing Costs
Advertising Costs
Bridge Inspection Costs

	Costs
<i>pd m '19</i>	\$2,051.64
Maintenance Engineering Total	\$2,051.64

Total Maintenance Program Costs
Contributions, Refunds, Paid with Other Funds
Total Motor Fuel Tax Portion
Total Motor Fuel Tax Funds Authorized
Surplus/Deficit

	Maintenance	Maint. Engineering
Total Maintenance Program Costs	\$68,387.99	\$2,051.64
Contributions, Refunds, Paid with Other Funds		
Total Motor Fuel Tax Portion	\$68,387.99	\$2,051.64
Total Motor Fuel Tax Funds Authorized	\$69,500.00	\$2,085.00
Surplus/Deficit	\$1,112.01	\$33.36

Remarks

\$99.00 spent in '19 - Materials

I hereby certify that the maintenance operations shown above were completed in accordance with Illinois State Statutes and Bureau of Local Roads Streets Manual, for the work during the maintenance period stated above, and that receipted bills are on file and available for review.

Maintenance Expenditure Statement

Submittal Type

Local Public Agency

County

Section

Maintenance Period
Beginning

Ending

SUBMITTED

Local Public Agency Official

Date

Title

County Engineer/Superintendent of Highways

Date

APPROVED

Regional Engineer
Department of Transportation

Date



Maintenance Expenditure Statement

Submittal Type Original

Local Public Agency
SIX MILE TWP

County
Franklin

Section Number
18-11000-00-GM

Maintenance Period Beginning
01/01/18

Maintenance Period Ending
12/31/18

Maintenance Items

Maintenance Operation	Maint Eng Category	LPA Labor	LPA Equipment Rental	Materials/Contracts (Non Bid)	Materials/Deliver & Install, Request for Quotations (Bid Items)	Formal Contract (Bid Items)	Total Operation Cost	Operation Engineering Inspection Fee
Twp Maint. Roads	III			\$6,925.00			\$6,925.00	
Twp Oper. Supplies Rock	III				\$29,988.28		\$29,988.28	
Twp Oper. Supplies Oil	III				\$36,180.00		\$36,180.00	
Labor & Equip.	IIA		\$20,000.00				\$20,000.00	
Total Cost							/ \$93,093.28	

Add Row

Maintenance Engineering Cost Summary

Preliminary Engineering Fee
Engineering Inspection Fee
Material Testing Costs
Advertising Costs
Bridge Inspection Costs

pd in

	Costs
19	\$2,792.80
Maintenance Engineering Total	\$2,792.80

Total Maintenance Program Costs
Contributions, Refunds, Paid with Other Funds
Total Motor Fuel Tax Portion
Total Motor Fuel Tax Funds Authorized
Surplus/Deficit

	Maintenance	Maint. Engineering
Total Maintenance Program Costs	\$93,093.28	\$2,792.80
Contributions, Refunds, Paid with Other Funds		
Total Motor Fuel Tax Portion	\$93,093.28	\$2,792.80
Total Motor Fuel Tax Funds Authorized	\$94,350.00	\$2,830.50
Surplus/Deficit	\$1,256.72	\$37.70

Remarks

I hereby certify that the maintenance operations shown above were completed in accordance with Illinois State Statues and Bureau of Local Roads Streets Manual, for the work during the maintenance period stated above, and that receipted bills are on file and available for review.

Maintenance Expenditure Statement

Submittal Type **Original**

Local Public Agency
SIX MILE TWP


County
Franklin

Section
18-11000-00-GM

Maintenance Period
Beginning
01/01/18

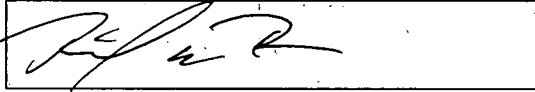
Ending
12/31/18

SUBMITTED

Local Public Agency Official



Date

Title

County Engineer/Superintendent of Highways


Date
3-17-2019

APPROVED

Regional Engineer
Department of Transportation


Date



**Illinois Department
of Transportation**

**Compliance Review
Transactions**

Local Public Agency Franklin Co RD

Compliance Review Number: 61

County Franklin

Section Number	Category	Type	Amount	Comments
13-01000-00-GM	Maintenance	Authorization	40.10	Adj per review 61
Eng	Maint Eng	Authorization	1.20	Adj per review 61
14-01000-00-GM	Maintenance	Credit	922.07	Adj per review 61
Eng	Maint Eng	Credit	27.66	Adj per review 61
18-01000-00-GM	Maintenance	Authorization	26.53	Adj per review 61
Eng	Maint Eng	Authorization	0.80	Adj per review 61
13-02000-00-GM	Maintenance	Authorization	3,350.30	Adj per review 61
Eng	Maint Eng	Authorization	100.51	Adj per review 61
14-02000-00-GM	Maintenance	Credit	1,429.30	Adj per review 61
Eng	Maint Eng	Credit	42.86	Adj per review 61
16-02000-00-GM	Maintenance	Credit	135.22	Adj per review 61
17-02000-00-GM	Maintenance	Authorization	2,963.09	Adj per review 61
Eng	Maint Eng	Authorization	89.23	Adj per review 61
18-02000-00-GM	Maintenance	Credit	2,300.79	Adj per review 61
Eng	Maint Eng	Credit	68.67	Adj per review 61
13-03000-00-GM	Maintenance	Authorization	4,598.89	Adj per review 61
Eng	Maint Eng	Authorization	137.97	Adj per review 61
14-03000-00-GM	Maintenance	Credit	6,736.57	Adj per review 61
Eng	Maint Eng	Credit	202.10	Adj per review 61
16-03000-00-GM	Maintenance	Authorization	1,870.39	Adj per review 61
Eng	Maint Eng	Authorization	40.72	Adj per review 61
17-03000-00-GM	Maintenance	Authorization	2,460.15	Adj per review 61
Eng	Maint Eng	Authorization	73.80	Adj per review 61
18-03000-00-GM	Maintenance	Credit	2,851.41	Adj per review 61
Eng	Maint Eng	Credit	85.54	Adj per review 61
13-04000-00-GM	Maintenance	Authorization	4,043.76	Adj per review 61
Eng	Maint Eng	Authorization	121.31	Adj per review 61
14-04000-00-GM	Maintenance	Credit	4,726.60	Adj per review 61
Eng	Maint Eng	Credit	141.80	Adj per review 61
17-04000-00-GM	Maintenance	Credit	574.56	Adj per review 61
Eng	Maint Eng	Credit	17.24	Adj per review 61
18-04000-00-GM	Maintenance	Authorization	5,115.33	Adj per review 61
Eng	Maint Eng	Authorization	154.01	Adj per review 61
14-05000-00-GM	Maintenance	Credit	2,392.71	Adj per review 61
Eng	Maint Eng	Credit	71.78	Adj per review 61
15-05000-00-GM	Maintenance	Authorization	1.00	Adj per review 61
17-05000-00-GM	Maintenance	Credit	2,536.07	Adj per review 61
Eng	Maint Eng	Credit	76.01	Adj per review 61
18-05000-00-GM	Maintenance	Credit	3,542.62	Adj per review 61
Eng	Maint Eng	Credit	75.68	Adj per review 61
14-06000-00-GM	Maintenance	Authorization	1,897.34	Adj per review 61
Eng	Maint Eng	Authorization	56.92	Adj per review 61
16-06000-00-GM	Maintenance	Authorization	2,164.61	Adj per review 61
Eng	Maint Eng	Authorization	70.59	Adj per review 61
17-06000-00-GM	Maintenance	Authorization	53.84	Adj per review 61
Eng	Maint Eng	Authorization	14.56	Adj per review 61
18-06000-00-GM	Maintenance	Credit	1,093.56	Adj per review 61
Eng	Maint Eng	Credit	22.58	Adj per review 61
13-07000-00-GM	Maintenance	Authorization	6,337.04	Adj per review 61
Eng	Maint Eng	Authorization	190.11	Adj per review 61
14-07000-00-GM	Maintenance	Credit	1,818.20	Adj per review 61
Eng	Maint Eng	Credit	54.55	Adj per review 61

17-07000-00-GM	Maintenance	Credit	892.70	Adj per review 61
Eng	Maint Eng	Credit	25.51	Adj per review 61
18-07000-00-GM	Maintenance	Credit	4,380.18	Adj per review 61
Eng	Maint Eng	Credit	131.20	Adj per review 61
13-08000-00-GM	Maintenance	Authorization	6,565.80	Adj per review 61
Eng	Maint Eng	Authorization	196.97	Adj per review 61
14-08000-00-GM	Maintenance	Credit	1,989.63	Adj per review 61
Eng	Maint Eng	Credit	59.69	Adj per review 61
17-08000-00-GM	Maintenance	Credit	1,758.82	Adj per review 61
Eng	Maint Eng	Credit	51.84	Adj per review 61
18-08000-00-GM	Maintenance	Credit	2,799.86	Adj per review 61
Eng	Maint Eng	Credit	84.00	Adj per review 61
14-09000-00-GM	Maintenance	Credit	43,926.00	Adj per review 61
Eng	Maint Eng	Credit	1,317.78	Adj per review 61
17-09000-00-GM	Maintenance	Authorization	2,509.02	Adj per review 61
Eng	Maint Eng	Authorization	84.46	Adj per review 61
18-09000-00-GM	Maintenance	Credit	4,109.58	Adj per review 61
Eng	Maint Eng	Credit	531.86	Adj per review 61
12-10000-00-GM	Maintenance	Authorization	30.00	Adj per review 61
14-10000-00-GM	Maintenance	Credit	10,854.00	Adj per review 61
Eng	Maint Eng	Credit	325.62	Adj per review 61
17-10000-00-GM	Maintenance	Authorization	391.34	Adj per review 61
Eng	Maint Eng	Authorization	11.74	Adj per review 61
18-10000-00-GM	Maintenance	Credit	1,112.01	Adj per review 61
Eng	Maint Eng	Credit	33.36	Adj per review 61
13-11000-00-GM	Maintenance	Authorization	4,162.78	Adj per review 61
Eng	Maint Eng	Authorization	124.88	Adj per review 61
14-11000-00-GM	Maintenance	Credit	3,465.97	Adj per review 61
Eng	Maint Eng	Credit	103.98	Adj per review 61
16-11000-00-GM	Maintenance	Credit	117,956.07	Adj per review 61
Eng	Maint Eng	Credit	3,538.68	Adj per review 61
16-11000-01-GM	Maintenance	Credit	8,101.67	Adj per review 61
Eng	Maint Eng	Credit	308.60	Adj per review 61
17-11000-00-GM	Maintenance	Credit	5,352.01	Adj per review 61
Eng	Maint Eng	Credit	99.29	Adj per review 61
18-11000-00-GM	Maintenance	Credit	1,256.72	Adj per review 61
Eng	Maint Eng	Credit	37.70	Adj per review 61
14-12000-00-GM	Maintenance	Authorization	307.06	Adj per review 61
Eng	Maint Eng	Authorization	9.21	Adj per review 61
17-12000-00-GM	Maintenance	Credit	1,091.73	Adj per review 61
Eng	Maint Eng	Credit	31.30	Adj per review 61
18-12000-00-GM	Maintenance	Credit	2,840.67	Adj per review 61
Eng	Maint Eng	Credit	85.07	Adj per review 61
	Interest	Credit	705.13	Barren 13-18
	Interest	Credit	1,722.83	Benton 13-18
	Interest	Credit	1,444.13	Browning 13-18
	Interest	Credit	1,626.78	Cave 13-18
	Interest	Credit	1,324.56	Denning 13-18
	Interest	Credit	1,812.58	Eastern 13-18
	Interest	Credit	1,666.19	Ewing 13-18
	Interest	Credit	1,549.91	Frankfort 13-18
	Interest	Credit	1,233.76	Goode 13-18
	Interest	Credit	1,452.52	Northern 13-18
	Interest	Credit	1,378.80	Six Mile 13-18
	Interest	Credit	1,729.11	Tyrone 13-18

Date Entered:

10/16/19

Entered By:

Joel Zurbene Joel ZL

